

JAHRE | YEARS

New Items for 2019

160 **märklin**





DSG-BÜFET



Märklin Dealer Initiative 6



Märklin my world 30



Märklin H0 48



Accessories 140/169/180



Märklin Z Gauge 146



Märklin 1 Gauge 170

Dear Märklin Fans,

Märklin connects generations – and has been doing it for 160 years. Who could have foreseen at that time that a firm would develop from that, which has kept setting new standards since its founding? Yet with all of the innovation, its own manufacturing philosophy about tradition and quality has never been pushed to the side. For that, we are proud with a look back to our founders. In line with these basic values, we are again presenting many impressive models for your model railroad layout with this new items brochure. At my world, it gets exciting and fast, because a rapid move out of the new fire department train begins with a laughing “Tatooo Tataaa”. With the smell of straw, you will open the pages of Start up and discover an invitation to hours of playing.

Starting on page 48, we are going to take our collectors, advanced model railroaders, and anyone wanting to become them on a fascinating journey through the railroad eras. From the scenic idyll of the branch lines of early Era I down to highly modern express train service of the current Era VI, there is a real treasure for everyone here. Apropos a real treasure, 2019 is also a quite special year for our heraldic animal. We are paying fitting homage to it across all of the gauges.

Perfection down to the smallest detail can be found starting on page 148. The very popular Z Gauge this year is taking as a central theme the exciting “Höllentalbahn” Line. Read and discover for yourself.

You will say nothing less than “Well, Hello” when you catch sight of the wonderfully successful model of the Crocodile in our King’s Gauge. For the first time with a full metal body and with a weight of more than 6 kilograms / 14 pounds, it will dominate your layout, just as would be appropriate for a reptile of this caliber. Have fun building, collecting, and discovering our new items for 2019.

Your Märklin Team

p.s. We are offering many other pieces of information or visual and acoustic highlights with our Märklin AR app. Simply look for this logo!



The Märklin Classics! – Continuously Available



This year we are also adding to our successful classics assortment, which is available continuously from the moment they are first delivered.

Continuously Available.

Since its first days, the railroad has been one of the motors of technical and industrial development. Its look was not only defined by the various tastes of the individual eras but also by the challenges posed by performance.

Each era and technical development thus left their stamp on the rather unique classics of railroad technology. The locomotives and cars resulting from this were distinct representatives of their time. No other models can evoke individual feelings and memories like these.

It is therefore not surprising that these models became favorites of model railroaders and make their rounds tirelessly in many different variations. For this reason, we are making these representatives of their time into our continuously available models.

What does this mean for me as a customer?

All you have to do is visit your specialty dealer and purchase your classic, without ordering or waiting time, in the customary Märklin quality.



39978 Class VT 98.9 Powered Rail Car

Page 56



41988 Class VB 98 Rail Bus Trailer Car

Page 57



37108 Class 110.1 Electric Locomotive

Page 62



43897 Passenger Car, 2nd Class

Page 63



43898 Passenger Car, 1st/2nd Class

Page 63



43899 Cab control car

Page 63

Märklin is a “Brand of the Century” – for 160 years, Märklin has stood for shining children’s eyes under the Christmas tree, and it thereby connects generations. Awareness for tradition and innovation are formative values for us. We are very happy that we have now received the award “Brand of the Century” from publisher Dr. Florian Langenscheidt.

As part of a big brand gala in Frankfurt the “Brand Prize for German Standards – Brand of the Century” was awarded to Märklin on November 14, 2018. This places Märklin in the exclusive circle of icons of German industry, as Dr. Langenscheidt affirmed in the introduction to this encyclopedia of great brands. Brands, which represent their product category in an outstanding manner, are given this distinction and are put into the special edition “Brands of the Century for 2019”, which was presented for the first time at the brand gala on November 14, 2018.

The encyclopedia that was published by ZEIT Publishers writes about the Märklin brand: “Anyone thinking about model railroading immediately thinks of Märklin. This brand

connects generations because it does more than just make little boys’ eyes shine. Fathers and grandfathers also remember happy hours under the Christmas tree.” Märklin serves both the yearning for the good old days and the fascination with technical progress – among big and little people.



The seal “Brand of the Century” – Märklin was selected as Brand of the Century in the area of model railroading and it is awarded the sought-after seal.



Märklin receives the award for Brand of the Century Frankfurt, November 14, 2018, Frankfurt Palace – Märklin Marketing Manager Jörg Iske receives from Dr. Florian Langenscheidt the award for “Brand of the Century for 2019”. This places Märklin as one of the most powerful brands in Germany, which is being presented in the special edition of the same name.

160 Years of Märklin – Märklin Connects Generations

When a master tinsmith in the Royal Württemberg chief administrative city of Göppingen established a business for toys constructed of metal in 1859, no one could have suspected that the result would be an enterprise of world renown. Least of all the founder himself – Theodor Friedrich Wilhelm Märklin. However, his idea was revolutionary: using the durable, sturdy, flexible material sheet metal otherwise used only for the manufacture of all kinds of everyday items as the foundation for high quality toys.

The high level of craftsmanship possible in the processing of this material was demonstrated by the firm in the following years when it produced entire doll's kitchens – from the table, stool, stove, right down to miniature pots – and even doll's baby buggies finely detailed from sheet metal. Everything produced with extensive hand labor these unique pieces impress the viewer right down to the present. A rather



special technology was to help the firm to a big breakthrough: In 1891, the sons (Eugen and Karl) of the company

founder presented as the first firm a toy train system at the Leipzig Spring Fair. This included not only locomotives and cars but also all kinds of accessories



such as stations, signals – everything produced from sheet metal. Other wonderful technical works of art such as ships, autos, and even stationary steam engines followed. At the latest around 1910 Märklin was an established name worldwide in the market for technical toys. At the world exhibition in Brussels the firm was awarded the “Grand Prix” for its revolutionary model train technology.






The market overseas was also humming: Gebrüder Märklin delivered toys to dealers in the greater New York area in 1910 at a value of 90,000 gold marks.

Tradition, quality, technology: Märklin kept setting standards like no other firm since its founding. From the first model trains in 1891, via the introduction of H0 Gauge in 1935, the digitalization of model trains in 1984, down to the latest controllers, which allow control of model trains with an App on a Smartphone or Tablet: Operating enjoyment paired with innovative technology and sturdy setup ensure that entire generations are and remain closely connected to the hobby of model railroading.

In conjunction with the brands Trix, Minitrix, and LGB, which play an important role with their gauges, Märklin provides an extensive range for every area of application. Tradition and innovative strength linked to operating enjoyment, which fascinates young and old alike, have shaped

the firm for 160 years. Values for which Märklin was just distinguished as the “Brand of the Century”. To transmit the magic of model railroading – a task and an obligation gladly assumed by Gebr. Märklin & Cie GmbH.








One-Time Series for 2019

The Märklin-Händler-Initiative (MHI) or Märklin Dealer Initiative is an international association of mid-level toy and model railroad specialty dealers.

Since 1990, the MHI has been producing one-time special series for its members that are available exclusively through the specialty dealers of this association.

MHI special productions are innovative products with special differentiation in paint, imprinting, and technical features for the advanced model railroader or also replicas from earlier Märklin times. The MHI also promotes model trains for children with special products and supports its members to do this.

MHI products for the Märklin and Trix brands are manufactured in one-time series and are only available in limited quantities.

All MHI special productions are identified with the pictogram .

The dealers of our international association can be described in particular as having the full assortment of Märklin and/or Trix products as well as having special qualifications for giving advice and service. We emphasize this with a 5-year warranty on MHI products.

MHI dealers near you can be found on the Internet at www.mhi-portal.eu.

50 Years of Primex



30110 Class E 44 Electric Locomotive

Prototype: German Federal Railroad (DB) class E 44 electric locomotive. "Bottle Green" basic paint scheme. Double-arm pantographs included. Road number E 44 025. The locomotive looks as it did around 1960.

Model: This is a reissue of a Märklin classic. It has an mfx digital decoder. The locomotive has controlled high-efficiency propulsion. 2 axles powered. Traction tires. The dual headlights change over with the direction of travel, will work in conventional operation, and can be controlled digitally. The third headlight under the roof is merely indicated. The locomotive body and frame are constructed of metal. There are coupler hooks at both ends of the locomotive. The packaging is based on the Primex packaging at the beginning of the Seventies. Length over the buffers 16.5 cm / 6-1/2".

Highlights:

- Märklin classic from the Sixties/Seventies.
- For the anniversary "50 Years of Primex 1969-2019".
- Packaging based on the Primex packaging at that time.
- mfx digital decoder included.

One-time series for the anniversary "50 Years of Primex 1969-2019".

Digital Functions	CU	MS	MS 2	CS1	CS2-3
Headlight(s)	█	█	█	█	█
Direct control	█	█	█	█	█



... so that playing is fun



primex
Modell-Eisenbahn • Spur H0

märklin
MHI



41920 “Tin-Plate” Express Train Passenger Car Set

Prototype: 3 different design German Federal Railroad (DB) four-axle express train passenger cars. “Bottle Green” basic paint scheme. 1 type A4üe-28/55 express train passenger car, 1st class. 2 type B4üwe-28/51 express train passenger cars, 2nd class. The cars look as they did around 1960.

Model: All of the cars have Relex couplers. The trucks are Minden-Deutz design. The train destination signs are imprinted with the train routing: Munich – Augsburg – Würzburg – Bebra – Hannover – Hamburg-Altona. The cars have different car numbers. Each car is packaged individually in a marked box based on the Primex packaging at that time. There is also a master package. Length over the buffers per car 22 cm / 8-5/8”.

Highlights:

- For the anniversary “50 Years of Primex 1969-2019”.
- Packaging based on the Primex packaging at that time.

One-time series for the anniversary “50 Years of Primex 1969-2019”.



41920

30110

This model is being produced in a one-time series only for the Märklin Dealer Initiative (MHI). 5 years warranty on all MHI/Exclusiv items and club items (Märklin Insider and Trix Club) starting in 2012. See Page 192 for warranty terms. See Page 191 for an explanation of the symbols and age information.





Switching service by radio



36344 Class 333 Diesel Locomotive

Prototype: German Federal Railroad (DB) class 335 (Köf III) diesel switch engine in Era IV. "Ocean Blue" / ivory paint scheme. Version with radio antenna. Road number 333 009-9. The locomotive looks as it did around 1980.

Model: The locomotive has an mfx+ digital decoder and extensive sound functions. It also has controlled high-efficiency propulsion. Both axles powered. The triple headlights and dual red marker lights change over with the direction of travel, will work in conventional operation, and can be controlled digitally. Maintenance-free warm white LEDs are used for the lighting. The headlights can be turned off at both ends. The locomotive has a new Telex coupler front and rear that can be controlled separately. The grab irons are separately applied. Brake lines are included. Length over the buffers approximately 9.3 cm / 3-5/8".

Highlights:

- Extensive sound functions for the first time.
- A new Telex coupler front and rear included.
- mfx+ digital decoder included.
- Version for the first time with a switching radio antenna.

One-time series.

Digital Functions	CU	MS	MS 2	CS 1	CS 2-3	CS 2-3
Headlight(s)						
Telex coupler on the rear						
Diesel locomotive op. sounds						
Horn						
Telex coupler on the front						
Direct control						
Headlight(s): Cab2 End						
High Pitch Horn						
Headlight(s): Cab1 End						
Sound of squealing brakes off						
Blower motors						
Coupler sounds						
Compressor						
Letting off Air						
Coupler sounds						
Switching maneuver						

New Telex couplers and typical switching sounds included



The lean innovation: Equipped with the patented, compact Telex couplers



46913

46914

36344



46914 Type Eaos 106 Freight Car Set

Prototype: Three (3) German Federal Railroad (DB) type Eaos 106 gondolas. With rectangular buffers, without a handbrake and a brakeman's platform. Reddish brown paint scheme. The cars look as they did around 1982.

Model: The cars have type Y25 welded designs. They also have load inserts representing scrap metal. The cars have different car numbers. The cars are individually packaged. Length over the buffers approximately 16.1 cm / 6-3/8". DC wheelset E700580.

One-time series.

Highlights:
 / Load inserts.



46913 Type Eaos 106 Freight Car

Prototype: German Federal Railroad (DB) type Eaos 106 gondola. With rectangular buffers. With a red marker light, without a handbrake and a brakeman's platform. Reddish brown paint scheme. The car looks as it did around 1982.

Model: The car has an mfx decoder and sound functions. It also has a factory-installed LED marker light that can be controlled digitally. A pickup shoe is mounted on the car. The trucks are type Y25 welded designs. The car has a load insert representing scrap metal. Length over the buffers approximately 16.1 cm / 6-3/8".

One-time series.


Highlights:
 / mfx decoder.
 / Sound functions.
 / Digitally controlled marker light.
 / Load insert.



Digitally controlled marker light

Digital Functions	CU	MS	MS 2	CS1	CS2-3
Marker light(s)					
Operating sounds					
Operating sounds					
Operating sounds					
Operating sounds					
Surrounding sounds					
Operating sounds					
Operating sounds					

**Pure operating enjoyment:
 The sounds of loading and bulk freight**







The powerful duo

DB "Touristik" Train and the Class 218

In the mid-Nineties, the DB AG attempted to lure more vacationers to the rails with a pilot project. On October 2, 1995, it thus presented the first of two newly created tourism trains in Berlin. These trains were painted in the characteristic colors of a stylized "sea, landscape, and sky". The extremely colorful paint scheme in sapphire blue, leaf green, traffic yellow, sky blue, and white adorned in waves and cloud forms both the three locomotives planned for this service in (103 222, 218 416 and 418) and also the cars. The central pillar of this new offering was formed by its own pool of rolling stock and motive power, with which the railroad tried to score with a modern design and corresponding comfort. With only about 50 seats per car, there was a third more space than in normal trains. A club car with a bar and armchairs as well as a dining car provided additional freedom of movement. Children traveling with their parents found supervised play options during the trip in a car with the name "Eltern for Family Kinderland" ("Parents for Family Kiddy Land"). Overflowing baggage and bicycles could be put into a baggage car. Initially, there were prominent operations as "UrlaubsExpress (UEX) Mecklenburg-Vorpommern" ("Vacation Express (UEX) between Düsseldorf and Wolgast Harbor with through cars to Bergen on Rügen. In the summer of 2000 this pair of tourism trains then ran Saturdays on the routing Cologne – Zinnowitz (on Usedom), whereby a side through car operation connected Cologne with Binz on Rügen. Naturally, these special units were basically designed as charter trains, which could also be leased by tourism firms, travel agencies, or other operators.



Figure of a locomotive engineer in Cab 1



39219 Class 218 Diesel Locomotive

Prototype: German Railroad, Inc. (DB AG) class 218 diesel locomotive. "Tourism Train" paint scheme. Diesel hydraulic locomotive with electric train heating. **Road number 218 418-2.** The locomotive looks as it did around 1995.

Model: All other information can be found in the model description for 39218.

Highlights:

- Prototypical roof.
- Cab lighting.
- Figure of a locomotive engineer in Cab 1.

One-time series.

Digital Functions	CU	MS	MS 2	CS1	CS2-3	CS2-3
Headlight(s)						Replenishing fuel
Station Announcements						Doors Closing
Diesel locomotive op. sounds						Train announcement
Horn						Train announcement
Direct control						Sound of Couplers Engaging
Engineer's cab lighting						Coupler sounds
Headlight(s): Cab2 End						Surrounding sounds
Horn						
Headlight(s): Cab1 End						
Sound of squealing brakes off						
Blower motors						
Conductor's Whistle						
Compressor						
Letting off Air						
Switching maneuver						
Sanding						

A hand sample is shown in the image.





39218 Class 218 Diesel Locomotive

Prototype: German Railroad, Inc. (DB AG) class 218 diesel locomotive. "Tourism Train" paint scheme. Diesel hydraulic locomotive with electric train heating. **Road number 218 416-6**. The locomotive looks as it did around 1995.

Model: The locomotive has an mfx+ digital decoder and extensive sound functions. It also has controlled, high-efficiency propulsion. All axles powered. Traction tires. The triple headlights and dual red marker lights change over with the direction of travel, will work in conventional operation, and can be controlled digitally. The headlights at Locomotive End 2 and 1 can be turned off separately in digital operation. The cab lighting changes over with the direction of travel and can be controlled digitally. Maintenance-free warm white and red LEDs are used for the lighting. The locomotive has separately applied metal grab irons on the sides and ends. The buffer beams are detailed. There is a figure of a locomotive engineer in Cab 1. Length over the buffers 18.9 cm / 7-7/16".

- Highlights:**
- **Prototypical roof.**
 - **Cab lighting.**
 - **Figure of a locomotive engineer in Cab 1.**

One-time series.

Digital Functions	CU	MS	MS 2	CS1	CS2-3	CS2-3
Headlight(s)						Replenishing fuel
Station Announcements						Doors Closing
Diesel locomotive op. sounds						Train announcement
Horn						Train announcement
Direct control						Sound of Couplers Engaging
Engineer's cab lighting						Coupler sounds
Headlight(s): Cab2 End						Surrounding sounds
Horn						
Headlight(s): Cab1 End						
Sound of squealing brakes off						
Blower motors						
Conductor's Whistle						
Compressor						
Letting off Air						
Switching maneuver						
Sanding						

A hand sample is shown in the image.

Extensive prototypical paint scheme for the entire train



43878

39219

39218

This model is being produced in a one-time series only for the Märklin Dealer Initiative (MHI). 5 years warranty on all MHI/Exclusiv items and club items (Märklin Insider and Trix Club) starting in 2012. See Page 192 for warranty terms. See Page 191 for an explanation of the symbols and age information.

Legendary on Vacation



43878 "Tourism Train" Passenger Car Set

Prototype: Five different design German Railroad, Inc. (DB AG) passenger cars. Two type Bvmkz 810 passenger cars, two type Bpmz 811 passenger cars, and one type WRmz 137 dining car. Version with "Tourism Train" paint scheme. The cars look as they did in 1995.

Model: All of the cars have underbodies specific to the car types. Both of the type Bvmkz 810 cars have Fiat type Y0270 S trucks with lateral motion shock absorbers. Both of the type Bpmz 811 cars have type MD trucks without generators. The trucks on the dining car have disk brakes, magnetic rail brakes, and lateral motion shock absorbers. The pressure-proof cars have construction features such as SIG diaphragms, entry doors, and windows. All of the cars have factory-installed LED interior lighting. The cars also have current-conducting operating couplers. One car has built-in marker lights.


Total length over the buffers approximately 142 cm / 55-7/8".

The class 218 diesel locomotives to go with this car set are offered under item numbers 39218 and 39219 exclusively for the MHI.

One-time series.

Highlights:

- New tooling for the type WRmz 137 dining car.
- Partially new tooling for the type Bpmz 811.
- Tooling changes for the type Bpmz, here as for the type Bvmkz 810.
- All of the cars include factory-installed LED interior lighting.
- Operating current-conducting couplers.
- One car has built-in marker lights and a mounted pickup shoe.





Built-in marker lights and a mounted pickup shoe



39219

39218

This model is being produced in a one-time series only for the Märklin Dealer Initiative (MHI). 5 years warranty on all MHI/Exclusiv items and club items (Märklin Insider and Trix Club) starting in 2012. See Page 192 for warranty terms. See Page 191 for an explanation of the symbols and age information.

TRAXX for Long Distance Service



36638 Class 147.5 Electric Locomotive

Fresh (Motive Power) Wind on the Five-Part Bi-Level ICs. For the first time the new TRAXX 3 ran as the class 147.5 in the long-distance design for these trains. The 160 km/h / 100 mph fast locomotives are also authorized for use in Switzerland and are doing their first work in Southern Germany between Nürnberg and Munich, and Karlsruhe as well as between Stuttgart and Singen. On the latter route through operation to Zürich is planned for the future.

Prototype: German Railroad, Inc. (DB AG) class 147.5 electric locomotive for long-distance service. Multiple system locomotive without flex panels, built by Bombardier as a regular production locomotive from the current TRAXX generation P160 AC3. Light gray long-distance service paint scheme with "Traffic Red" decorative stripes, in the current IC design. Road number 147 557-3. The locomotive looks as it did starting in July 2018.

Model: This electric locomotive is constructed of metal and includes an mfx digital decoder and extensive sound functions. It also has a special motor, centrally mounted. 4 axles powered by means of cardan shafts. Traction tires. Triple headlights and two red marker lights change over with the direction of travel, will work in conventional operation,

and can be controlled digitally. The headlights at Locomotive End 2 and 1 can be turned off separately in digital operation. When the headlights at both ends are turned off, then the "Double „A“ Light" function is on at both ends. Warm white and red LEDs are used for the lighting. There are 4 mechanically working pantographs (no power pickup from catenary). The side surfaces are modelled prototypically. Length over the buffers approximately 21.7 cm / 8-1/2".

This model can be found in a DC version in the Trix H0 assortment under item number 22651.

This locomotive goes well with the 43481, 43482, 43483, 43484, and 43485 IC2 bi-level cars.

One-time series.

Digital Functions	CU	MS	MS 2	CS1	CS2-3
Headlight(s)					
Train announcement					
Electric locomotive op. sounds					
Horn					
Direct control					
Sound of squealing brakes off					
Headlight(s): Cab2 End					
High Pitch Horn					
Headlight(s): Cab1 End					
Surrounding sounds					
Blower motors					
Conductor's Whistle					
Compressor					
Letting off Air					
Sanding					
Warning announcement					

Modern Bombardier TRAXX 3 electric locomotive constructed of metal mfx decoder and a variety of sound functions included



This model is being produced in a one-time series only for the Märklin Dealer Initiative (MHI). 5 years warranty on all MHI/Exklusiv items and club items (Märklin Insider and Trix Club) starting in 2012. See Page 192 for warranty terms. See Page 191 for an explanation of the symbols and age information.

For a long time, railroad passengers had to wait for new locomotives and rolling stock in long-distance service, but on September 23, 2015, movement finally came into the next generation of IC trains. The bi-level ICs from Bombardier were given provisional authorization by the EBA. As part of a press event several days later at the Potsdam station "Park Sanssouci", the DB AG presented the first bi-level, five-part Intercity to the public under the new slogan "IC 2". It was initially pulled by class 146.5 electric locomotives. Conceptually, the bi-level IC trains have been planned from the TWINDEXX series for the so-called edge

network of long-distance service. These connections are certainly subject to weaker demand but they do represent important feeder services into the core network connecting metropolitan regions. A maximum speed of 160 km/h / 100 mph appeared sufficient since higher speeds cannot be run for long periods on many of the potential routes anyway.

Starting with the annual schedule for 2019, the five-part, bi-level IC will also be running – handled moreover operationally as powered rail car trains – between Nürnberg and Munich, and

Karlsruhe as well as between Stuttgart and Singen. Here the new class 147.5 TRAXX units will be serving as motive power. They are essentially the same as the class 147.0 (TRAXX P160 AC3) – naturally now with the long-distance service paint scheme. They are derived from the TRAXX 3 version from Bombardier first presented in 2011 and reworked further with extensive changes in particular to the trucks as well as an improved locomotive body. Road numbers 147 551-567 are also authorized for use in Switzerland and are available to the DB Long Distance Group for IC 2 service between Stuttgart and Singen.



© M. Löffler



43483

43485

43484

43482

43481

36638

The Giant of the Allgäu Line



39320 Class V 320 Diesel Locomotive

Prototype: German Federal Railroad (DB) class V 320 heavy diesel locomotive, for use in high-value passenger service on the Allgäu Line. Based in Kempten. Original version in crimson basic paint scheme. Road number V 320 001. The locomotive looks as it did around 1965.

Model: The locomotive has an mfx+ digital decoder and extensive sound and light functions. It also has 2 speakers for optimal locomotive sound reproduction. The locomotive has controlled, high-efficiency propulsion with a flywheel, centrally mounted. Two axles in each truck powered by means of cardan shafts. Traction tires. The triple headlights and dual red marker lights change over with the direction of travel, will work in conventional operation, and can be controlled digitally. The headlights at Locomotive End 2 and 1 can be turned off separately in digital operation. The locomotive has the double "A" light function. The cab and engine room lighting can each be controlled digitally. Maintenance-free warm white and red LEDs are used for the lighting. The locomotive has 4 ventilation fans, each powered by a motor, and controlled digitally in pairs. Different speeds can be set for the ventilation fans. The locomotive has separately applied metal grab irons on the sides and ends. The buffer beams are detailed. Main air lines, heating lines, and brake hoses are included as separately installed parts.


Length over the buffers 26.4 cm / 10-3/8"

This model can be found in a DC version in the Trix H0 assortment under item number 22432 exclusively for Trix Club members.

Highlights:

- Completely new tooling.
- First time as a Märklin H0 model.
- Locomotive frame and body constructed mostly of metal.
- Spinning ventilation fans controlled digitally in pairs.
- Cab and engine room lighting controlled digitally.

The class V 320 diesel locomotive is being produced in 2019 in a one-time series only for Insider members.



Spinning ventilation fans controlled digitally in pairs



43385

Digital Functions	CU	MS	MS2	CS1	CS2-3
Headlight(s)					
Special light function					
Diesel locomotive op. sounds					
Horn					
Direct control					
Sound of squealing brakes off					
Engineer's cab lighting					
Whistle for switching maneuver					
Engineer's cab lighting					
Blower Drive					
Blower motors					
Blower motors					
Letting off Air					
Replenishing fuel					
Sanding					
Buffer to buffer					

V 320 001 with D 96 "Isar-Rhône"

As early as 1956, the firm Henschel began at its own cost design and construction in cooperation with the DB's central office in Munich of what is still the largest and most powerful diesel hydraulic locomotive in Europe. Henschel was able to reach back to valuable experience with export locomotives in the development of this giant. Apart from that, with road number V 320 001 use was made of the proven technique to install two 1,900 horsepower motors in this big unit from the newly built V 160. However, the three-axle trucks were completely new. In view of the maximum speed of 160 km/h / 100 mph, the wheelsets were given the unusually large diameter of 1,100 mm / 43-5/16". A switching device activated, when the locomotive was stopped, allowed the assignment of the combination of high speed (160 km/h / 100 mph) with lower pulling power (express trains) or low speed (100 km/h / 63 mph) with higher pulling power (freight trains). The modern, angular design of its ends pointed the way for all future DB diesel locomotives. The proud 23 meter / 75 foot 5-1/2 inch length, the fat fuel tanks on the underside of the frame, and an impressive number of adjustable ventilation grills gave it a reptilian elegance behind which the two motor layouts hummed. With its 122 metric tons of iron and steel distributed over six wheelsets, it could definitely be described as a monster – but a really beautiful monster!

Due to high capacity utilization at Henschel, road number V 320 001 could not be delivered until 1962. Initially, extended measurement and test runs were done with the unit. Starting in 1963, it went into the DB roster as a lease locomotive and it was initially based at Hamm. In 1965, the class V 320 moved to Kempten and chiefly hauled heavy express trains between Munich and Lindau. There it quickly demonstrated how extremely suitable it was for heavy international express trains and the shop crews were full of praise for its performance reserves. The D 96 "Rhône-Isar" (Munich – Lindau – Zürich – Geneva) with a consist of usually eight cars formed one of its star trains. The DB as well as the SBB ran their latest rolling stock in it. The DB provided three types of the 26.4 meter / 86 foot 7-5/16" cars first bought in 1961/63, namely a type AB4üm-63 (compartment car, 1st/2nd class), two or three type B4üm-63 (compartment car, 2nd class), and a type BRbu4üm-61 half dining car (2nd class). The SBB reciprocated with its Mark I standard design cars (Mk 1) in lightweight steel construction with two type B cars (2nd class), a type A car (1st class), and a type D baggage car.

In 1974, the DB ended the lease agreement with the class V 320 (starting in 1968: class 232) and gave it back to the builder. Henschel ran the unit through a major overhaul and sold it in April of 1976 to the Hersfeld County Railroad, where it was used until 1988. After that, the locomotive came to the Teutoburg Forest Railroad (TWE). After its deadline for maintenance came in 1992, it disappeared to Italy to earn its living in construction train service. This appeared to seal the fate of this highly interesting unit, but in 1999 came its spectacular importation back to Germany by the track construction firm WIEBE. After an extensive overhaul and the installation of new motors, it had been running since March of 2000 on German rails again, now designated as road number 320 001-1 (WIEBE 7), until wheelset bearing damage in 2015 ended its use forever. Since 2017, it has enriched the builder's plant in Kassel (now Bombardier) as a showpiece.



The end view of road number V 320 001 also seems enormous



43935

39320

This model is being produced in a one-time series only for the Märklin Dealer Initiative (MHI). 5 years warranty on all MHI/Exclusiv items and club items (Märklin Insider and Trix Club) starting in 2012. See Page 192 for warranty terms. See Page 191 for an explanation of the symbols and age information.





"D96 Isar-Rhône"



43935 "D96 Isar-Rhône" Express Train Passenger Car Set 1

Prototype: 5 different type German Federal Railroad (DB) express train passenger cars, for the express train D96 "Isar-Rhône", with the routing Munich – Kempten – Lindau – Zürich – Bern – Geneva. 1 type AB4üm-63 express train compartment car, 1st/2nd class. 3 type B4üm-63 express train compartment cars, 2nd class. 1 type BRbu4üm-61 express train half dining car, 2nd class. All of the cars in chrome oxide green basic paint scheme. The cars look as they did around 1965.

Model: The minimum radius for operation is 360 mm / 14-3/16". The express train passenger cars have type Minden-Deutz trucks. All of the cars have factory-installed interior lighting with warm white LEDs. The express train half dining car has a factory-installed pick-up shoe. The entire car consist can be supplied with current by means of the factory-installed current-conducting couplers. A fixed, defined sequence of cars is prescribed to do this. Each of the express train passenger cars has 10 miniature figures as passengers.

Total length over the buffers 141.8 cm / 55-13/16".

Highlights:

- Express train D96 "Isar-Rhône", with the routing Munich – Kempten – Lindau – Zürich – Bern – Geneva.
- All of the cars include factory-installed LED interior lighting.
- Current-conducting couplers between the individual cars.

This express train passenger car set can be found in a DC version in the Trix H0 assortment under item number 23132 exclusively for Trix Club members.

The 43935 express train passenger car set is being produced in 2019 in a one-time series only for Insider members.



43385



43385 "D96 Isar-Rhône" Express Train Passenger Car Set 2

Prototype: 3 different type Swiss Federal Railways (SBB) express train passenger cars, for the express train D96 "Isar-Rhône", with the routing Munich – Kempten – Lindau – Zürich – Bern – Geneva. 2 type B express train lightweight steel cars, 2nd class. 1 type D lightweight steel baggage car. For use in city express trains, with the lettering "Schweiz-München" (Switzerland-Munich). All of the cars in a fir green basic paint scheme. The cars look as they did around 1965.

Model: The minimum radius for operation is 360 mm / 14-3/16". All of the cars have factory-installed interior lighting with warm white LEDs. The lightweight steel baggage car has a factory-installed pick-up shoe. The entire car consist can be supplied with current by means of the factory-installed current-conducting couplers. A fixed, defined sequence of cars is prescribed to do this. Each of the two lightweight steel coaches has 10 miniature figures as passengers. Total length over the buffers 73.5 cm / 28-15/16".

This express train passenger car set can be found in a DC version in the Trix H0 assortment under item number 23133 exclusively for Trix Club members.

Highlights:

- Express train D96 "Isar-Rhône", with the routing Munich – Kempten – Lindau – Zürich – Bern – Geneva.
- All of the cars include factory-installed LED interior lighting.
- Each of the two lightweight steel coaches has 10 miniature figures as passengers.
- Current-conducting couplers between the individual cars.

The 43385 express train passenger car set is being produced in 2019 in a one-time series only for Insider members.



Uncoupling is done in Lindau



Each express train passenger car has 10 miniature figures as passengers



43935

39320

This model is being produced in a one-time series only for the Märklin Dealer Initiative (MHI). 5 years warranty on all MHI/Exclusiv items and club items (Märklin Insider and Trix Club) starting in 2012. See Page 192 for warranty terms. See Page 191 for an explanation of the symbols and age information.



18033 Fast Bulldog Convertible

Prototype: Lanz Fast Bulldog Convertible as it can still be seen at times today.

Model: This is mostly new tooling for a Lanz Fast Bulldog with a convertible top. The vehicle is constructed mostly of metal. This is a version with a figure of a driver and an exhaust pipe. The metal wheels have rubber tires.

Vehicle length approximately 7.5 cm / 2-15/16".

Highlights:

- **Superstructures constructed mostly of metal.**
- **The perfect addition to the popular series of replica vehicles such as 18023, 18032, 18031, 18034, 18029 or 18030.**
- **Certificate of authenticity.**
- **Historic design for the box packaging.**

The 18033 Lanz Fast Bulldog Convertible is being produced in 2019 in a one-time series only for Insider members.



*Superstructures constructed mostly of metal
Exclusively for Club members*



The image shows the first realization as a rendering





Märklin my world – Play Fun Right from the Start

Welcome to Märklin my world.

Welcome to Märklin my world. Unpack, set up, and you are ready to run trains. This will delight even small model train fans. You can experience this with Märklin my world. The sets are ideal for children ages 3 and older, they are tough, and thanks to USB and the new rechargeable battery, the trains with these batteries recharge on their own – endless play fun with the light and horn always available!

These sturdy trains are designed for the age group and they provide all kinds of creative, carefree play fun with their magnet couplers and especially robust components.

New in the Märklin my world Product World:

All kinds of fun and imagination are coming into children's rooms with our new theme worlds! Regardless of whether it is with the speed of the TGV or as an adventure "By Elevated Train to the Airport". All sets offer indescribable play fun and a thirst for action that is about discovery. With the large accessory assortment, Märklin my world means unlimited operating fun on all routes.

You give the signal – the doors close – and the run on the elevated railroad is already happening. Your elevated train runs with ease in the direction of the airport. Punctual to the minute, you arrive at the main terminal of the airport. Your journey far away has already begun.

You travel to the beach or the mountains with the new long-distance trains, just as you like. Press on the button on the Märklin Power Control Stick and have the horn sound loudly.

Now that's real fun!

3+ Suitable for kindergarten aged children



Light Function
All of the trains are equipped with controllable lights on the front.



Removable Roof
The roof can be removed on these cars.



Magnet Couplers
Magnet couplers designed for children on all of the locomotives and cars.



H0 Scale / 1:87
All of the trains are H0 Gauge (16 mm / 5/8") / 1:87 and therefore also usable on all H0 layouts!



Battery Operation
These trains are battery operated.



Rechargeable Battery Operation
These trains are equipped with a rechargeable battery and a USB charging cable.



Steaming Smokestack
Steam generator based on water.



Sound Function
All of the trains are equipped with sound functions!
Examples: horn, station announcement, squealing brakes, or doors closing.



Water spray function



3+

72218 Elevated Railroad Bridge Building Block Set

The Building Block Set contains building blocks, a bridge for expanding the Märklin my world Elevated Railroad. This is the building block set for extending the elevated railroad by four additional Level 1 elevated railroad pillars. The bridge links two elevated railroad pillars and it can be plugged into the adapter blocks. The street signs can also be plugged into holes provided for the purpose on the adapter blocks.

Contents: 32 building blocks for elevated railroad pillars, 4 adapter blocks for mounting track, and a bridge consisting of 3 bridge elements. The building blocks and bridge elements are made of sturdy plastic just right for children.

The ideal expansion of the Märklin my world Elevated Railroad from the 29307 "Airport Express – Elevated Railroad" starter set and the 23302 track extension set.

Highlights:

- The ideal add-on for the Märklin my world Elevated Railroad from the "Airport Express – Elevated Railroad" starter set.
- Great play fun from playing in Levels 0 and 1.
- Building and expanding the Märklin my world Elevated Railroad is a lot of fun.
- 39-piece building block set for expanding the Märklin my world Elevated Railroad.



4 adapter
building blocks



32 building blocks



1x

Theme Area of Fire Department



29340 "Fire Department" Starter Set

Prototype: Fire department train consisting of a diesel locomotive, a container transport car loaded with a 40-foot container, a water tank car, and a transport car loaded with a helicopter.

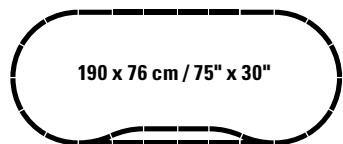
Model: The locomotive has a battery-powered drive and a magnetic coupler on the rear end. The motor, rechargeable battery, and all of the electronics are designed to be inaccessible for children. The locomotive can be recharged with the charging cable included with the set. The locomotive has 3 speed levels in both forward and reverse, 3 sound functions, and triple headlights that can be controlled with the Märklin Power Control Stick designed for children. The container transport car has sturdy containers designed for children. The containers can be opened and loaded. A permanent metal part in the containers enables them to be loaded magnetically, when this set is used with the 72211 Freight Loading Station. The tank car has a manual water spray. Water can be filled in the water tank and can be operated with the manual water spray function. The transport car includes a helicopter as a load. The helicopter has manually operated rotating blades. The freight cars have magnetic couplers designed for children. Train length 59 cm / 23-1/4".

Contents: The set has 12 sections of curved plastic track (172 mm / 6-3/4"), 7 sections of straight plastic track (188 mm / 7-13/32"), 2 sections of curved plastic track (turnout curve), and 1 left turnout and 1 right turnout. An easy-to-use wireless Märklin Power Control Stick is included. A USB charging cable for the locomotive and 2 each AAA batteries are included with this set. The train can be operated with 2 different frequencies thus allowing another battery-powered train to be operated with this set at the same time. This set can be expanded with the 23300 plastic track extension set.

The train and the hand controller have two frequencies G/H in order to allow using two trains at the same time.

A fire department building to go with the "Fire Department" theme world is also available under item number 72219.

Functions
Light
Fire alarm
Horn
Fire department siren



190 x 76 cm / 75" x 30"

29340



12x

5x

7x

2x

1x

1x

2x

1x



Highlights:

- Operation easy for children to handle thanks to the Märklin Power Control Stick.
- Quick setup with rechargeable batteries and a USB charging cable.
- Different sounds and lights included.
- Tank car with a water tank and manual water spray.
- Different loads included – plus a helicopter.
- Four part train 59 cm / 23-1/4" long.
- Train goes with the "Fire Department" theme world.



Theme Area of Fire Department



72219 Fire Station with Light and Sound Function

Fire station with many play options on several levels and different variations for connections to the track, as a building kit for children.

The Fire Station offers many different play options and has a battery-operated light and sound function. It also has numerous built-in manual play functions: an elevator, an auto garage for shooting out autos and many other play functions. The two building halves can be positioned in different angles by means of a rotation point. Different variations are possible for connections to the track. One option is to use the track for the Märklin my world Elevated Railroad in combination with the Fire Station. The building can be combined with different and multiple track patterns at the same time by using the different variations for connections to the track on Level 0 and Level 1. The road connections are compatible with the Majorette Creatix road system. The Fire Station can be plugged together as a sturdy building kit and is therefore suitable for children ages 3 and above. A sheet of stickers and assembly instructions are included. Batteries are included. The Fire Station comes in individual pieces.

Highlights:

- **Maximum play enjoyment with a building kit that can be plugged together, that is designed for children and that has all kinds of play options.**
- **Together with the “Fire Department” starter set, you will have a versatile world of play that will thrill children.**
- **Playing on several levels.**
- **Different variations for connections to the track for Level 0 and Level 1.**
- **Imaginative playing with many built-in play options on the building.**
- **Light and sound function.**
- **Batteries are included.**
- **Fire Department vehicle included.**
- **Compatible with the Majorette Creatix road system – thus many additional play options.**

The Fire Station is the ideal add-on for the 29340 “Fire Department” starter set.

Fully compatible with

MAJORETTE

thus many additional
play options





See Page 30 for an explanation of the symbols and age information.

"Airport" Theme World



44117 Airport "Jettainer" Car Set

Prototype: Car set consisting of 2 container transport cars loaded with airport "Jettainers".

Model: The container transport cars have magnet couplers. The "Jettainers" are sturdy and designed for children. They can be opened and loaded. The "Jettainers" can be loaded and unloaded playfully with the loading belt on the 72216 Airport Building from the "Airport" theme world.

Total length of the cars 33.6 cm / 13-1/4".

The diesel locomotive available under item number 36101 is just right to assemble a train as well as the freight train starter set, item number 29309.

Highlights:

- Two freight cars.
- 8 removable "Jettainers".
- "Jettainers" can be opened and loaded.
- "Jettainers" can be loaded and unloaded with the loading belt on the airport building .
- 10-part set.

Can be used to expand the my world "Airport" theme world with the 29307 "Airport Express – Elevated Railroad" starter set and the 72216 Airport Building.



Lufthansa

Officially Licensed Product
© Deutsche Lufthansa AG



3+

72221 Building Block Set for Elevated Railroad Grades

This building block set contains building blocks for the Märklin my world Elevated Railroad. It is a building block set suitable for building an elevated railroad with up and down grades for Level 0 and Level 1 as well as for expanding existing elevated railroad products.

Contents: 14 adapter building blocks for mounting track and 72 building blocks for elevated railroad pillars. The building blocks are made of sturdy plastic designed for children.

Highlights:

- **Building block set for the Märklin my world Elevated Railroad.**
- **Great play fun by playing on Level 0 and Level 1.**
- **Building and expanding the Märklin my world Elevated Railroad is a lot of fun.**
- **86-piece building block set.**

Other products for the Märklin my world Elevated Railroad are available under item numbers 29307, 23302, and 72218.



86-piece building block set



14 adapter building blocks



72 building blocks





Hersteller: CLAAS
Produktionsjahr: 2012
Motorleistung: 140 kW

Theme World of Farming



29652 "Farming Train" Starter Set. 230 Volts

Prototype: Fictitious CLAAS Henschel design class DHG 700 diesel switch engine and two low side cars painted and lettered for CLAAS. Low side cars loaded with different types of farm machines and vehicles.

Model: The locomotive has an mfx digital decoder. 1 axle powered. Traction tires. The triple headlights change over with the direction of travel, will work in conventional operation, and can be controlled digitally. There is a blinking light on the cab roof. The locomotive functions can be controlled with the wireless infrared locomotive controller designed for children, the Märklin Power Control Stick. The locomotive has coupler hooks. The four-axle and two-axle low side cars are loaded with different farm machines (2 each mower and 1 each plow). All of the cars have Relex couplers. A CLAAS tractor and a manure tanker are included with the set as additional accessories. The different farm machines can be hooked up to the tractor. Train length 39 cm / 15-3/8".

Contents: 12 no. 24130 curved track, 4 no. 24188 straight track, 1 base station, 7 no. 24172 straight track, 2 no. 24224 curved track, 1 no. 24611 left turnout, and 1 no. 24612 right turnout. A switched mode power pack and an easy-to-use wireless infrared controller, the Märklin Power Control Stick, are included. 2 each AAA batteries are included. This set can be expanded with the C Track extension set and with the entire C Track program. The 74492 electric turnout mechanism can be installed in the turnouts.

Highlights:

- **The Märklin Power Control Stick, is designed ergonomically to be held easily by children.**
- **Safe, sure grip and simple function operation for control of trains thanks to the Märklin Power Control Stick.**
- **Sturdy train – ideally suited for children ages 6 and above.**
- **Train painted and lettered for CLAAS to go with the theme of farming.**
- **Locomotive includes a blinking light.**
- **Tractor and other various farm machines included – model vehicles for additional play value.**
- **Easy to set up C Track layout, includes options for expansion.**


Digital Functions

Headlight(s)
Flashing Warning Light
Direct control



CLAAS

Produced under license from CLAAS Service and Parts, Inc.



| 78652 |

| 29652 |

See Page 191 for an explanation of the symbols and age information.



78652 "Farming Train" Theme Extension Set

Prototype: Two-axle low side car painted and lettered for CLAAS.

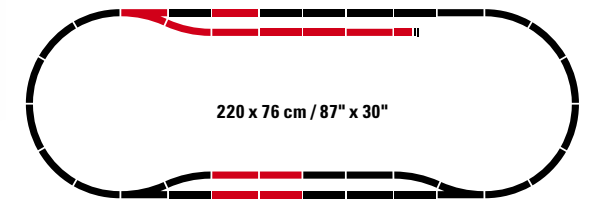

Model: The two-axle low side car is painted and lettered for CLAAS. The car has Relex couplers. A CLAAS combine and a CLAAS tractor including a trailer are included in the set as additional accessories. The mower unit on the combine is a possible load for the low side car. Length over the buffers 11.5 cm / 4-1/2".

Contents: 5 no. 24188 straight track, 4 no. 24172 straight track, 1 no. 24224 curved track, 1 no. 24612 right turnout, and 1 no. 24977 track bumper.

Highlights:

- **Sturdy models – ideally suited for children ages 6 and above.**
- **Products painted and lettered for CLAAS Design go with the theme of farming.**
- **Includes a farm machine vehicle and a tractor plus a trailer.**
- **Track to expand the C Track layout.**
- **Expansion options with the entire C Track program.**
- **A variety of play options revolving around the theme of farming.**

This extension set goes with the 29652 "Farming Train" starter set and serves as the ideal expansion within the theme world of farming.



Building Blocks Theme World



29730 "Building Block Train" Starter Set with Sound and Light Building Blocks. 230 Volts

Prototype: Steam locomotive, gondola, and a tank car.

Model: The Building Block Train consists of a steam locomotive, a four-axle gondola, and a four-axle tank car. The bodies for the locomotive and cars can be built from building blocks. The locomotive has running sounds, which can be activated with the light mode "Permanent Light" and played back in a continuous loop. Light building blocks are included with the locomotive kit, and these building blocks light up individual details on the locomotive. The Mobile Power Unit has 6 light functions: permanent light, blinking, dimming on and off, sound-dependent light (such as in the rhythm of your favorite music), lighting in the rhythm of a heartbeat, or lighting with an associated stand-by mode. The building blocks are compatible with other makes of building blocks. A USB charging cable and assembly instructions are included. The train has the easiest of controls thanks to the Märklin Power Control Stick designed for children.

Train length 45 cm / 17-3/4".

Contents: 12 no. 24130 curved track, 2 no. 24172 straight track, 1 no. 24188 straight track, 1 base station, a switched mode power pack and a wireless easy-to-use infrared controller, the Märklin Start up Power Control Stick, are included. 2 each AAA batteries are included. This set can be expanded with the C Track extension set and with the entire C Track program.

Highlights:

- **Locomotive includes sound and light building blocks.**
- **6 light functions included: permanent light, blinking, dimming on and off, sound-dependent light, lighting in the rhythm of a heartbeat, or lighting with an associated stand-by mode.**
- **The peg plates for the locomotive and cars and the building blocks are compatible with other makes of building blocks.**
- **The Märklin Start up Power Control Stick has an ergonomic shape just right for children to hold in their hands.**
- **Freedom of movement all around the layout with the wireless infrared controller.**
- **Easy-to-set-up C Track layout, includes options for expansion.**
- **A USB charging cable is included.**

The other building block products, item numbers 44738, 44737, 44736, and 44734, can be used to expand the building block theme world.

Digital Functions


Direct control



Simply switching over is enough and your locomotive already has different lights

Can be combined with building blocks and figures of other well-known makes





My Disco Sound



44738 Building Block Car with Sound and Light Building Blocks

Model: This is a four-axle car as a building block car with the car body of a disco car. The car has commonly used pegs that invite you to build with building blocks. A building kit for a disco car is included for building the car body. The building kit contains the building blocks for the car body, the Mobile Power Unit for the light functions, a sound building block for the sound function, and stickers for fictitious car decoration. Light building blocks are included with the building blocks. They light up individual details on the car. The building blocks are compatible with other makes of building blocks. The sound building block has a Play & Record button, with which sound can be recorded and played back (record and playback option). The sound duration can be up to 60 seconds, which can be

played back in a continuous loop. The Mobile Power Unit has six (6) light functions: permanent light, blinking, fading in and out, sound-dependent light (such as in the rhythm of your favorite music), lighting in heartbeat rhythm, or lighting with attached stand-by mode. A USB charging cable and assembly instructions are included. The car has Relex couplers. Length over the buffers 16 cm / 6-5/16". DC wheel set E700580.

Additional products for the theme world of building blocks can be found under item numbers 44737, 44736, and 44734.

Highlights:

- **Disco car including a sound building block with record and playback option.**
- **Building block car including light building blocks, which light up individual details on the car.**
- **Mobile Power Unit including six (6) light functions: permanent light, blinking, fading in and out, sound-dependent light, lighting in heartbeat rhythm, or lighting with attached stand-by mode.**
- **USB charging cable included.**
- **The car and the building blocks are compatible with other makes of building blocks.**





When You Are Kind of Hungry



44217 Refrigerator Car

Prototype: Privately owned car painted and lettered for “Müller Milchreis” (“Müller Rice Pudding”) from the dairy firm Molkerei Alois Müller GmbH & Co. KG in Fischach-Aretsried, Germany.

Model: The car has Relex couplers.
Length over the buffers 11.5 cm / 4-1/2". DC wheel set E700580.

Continuation of the Start up refrigerator car series 44216, 44215, 44214, and many other unique refrigerator car designs.

Unique car design





44232 Halloween Car – Glow in the Dark

Prototype: Gondola in a custom Halloween design.

Model: The gondola comes in a great Halloween design. Individual imprint elements glow in the dark. The car includes a load and is designed to be loaded and unloaded. The car has a removable insert as an imitation load of pumpkins. It also has Relex couplers.

Length over the buffers 11.5 cm / 4-1/2". DC wheelset E700580.

Highlights:

- **Glow in the dark imprinting.**
- **Includes a load that can be removed.**
- **Car designed for loading and unloading.**







Märklin connects generations and has been doing it for 160 years.

A birthday that we want to celebrate in a big way. Therefore, we have assembled an impressive assortment of new items stretching across all of the eras of railroad history.

Here we surely have to mention "The Beautiful Lady of Württemberg" in her H0 garb or our "Oil Jumbo", which can soon demonstrate its pulling power as completely new tooling on your layout. Who does not remember the Eighties, when the color ocean blue dominated traveling? For the first time at Märklin, center entry cars are arriving at the station platform as a lightweight express train. On the other hand, if you prefer long distance traveling, a compartment in the IC 117 Gambrinus is ready for you. Freight by rail is the slogan starting in Railroad Era IV und our S-Bahn trains are as regular as clockwork. Just take a look at the clock.

Hauling away excavated dirt and rock for Stuttgart 21 is getting impressive. Here, the considerable quantity would be unthinkable without the loading and unloading wonders in yellow.

For the 100th things are allowed to be more special. We are therefore presenting Märklin's heraldic animal in a unique 24 carat pure gold version and strictly limited. That however is not enough. The popular "Köfflerlie" / "Little Suitcases" is arriving on the Gotthard as completely new tooling and with impressive sound.

These and many other new items are waiting to be discovered by you. We, the entire Märklin Team, hope you have a lot of fun browsing.





29861 "Swiss Freight Train" Digital Starter Set

Prototype: Swiss Federal Railways type ES 64 F4 as a class RE 474 in red/blue, freight service area (SBB Cargo). Multi-system locomotive with four pantographs. Three different Swiss freight cars: 1 type Eaos four-axle gondola, 1 four-axle tank car, and 1 two-axle stake car. All of the cars used on the Swiss Federal Railways (SBB/CFF/FFS). The locomotive and cars look as they currently do in real life.


Model: The locomotive is constructed of metal and has an mfx+ digital decoder and extensive sound functions. It also has controlled high-efficiency propulsion with a flywheel. 4 axles powered. Traction tires. Triple headlights and dual red marker lights change over with the direction of travel, will work in conventional operation, and can be controlled digitally. The headlights at Locomotive End 2 and 1 can be turned off separately in digital operation. The locomotive has the "Double, A' Light" function. Long-distance headlights can be controlled digitally. Warm white and red LEDs are used for the lighting. All of the cars have close couplers. Train length approximately 68 cm.

Contents: 12 no. 24130 curved track, 5 no. 24188 straight track, 7 no. 24172 straight track, 2 no. 24224 curved track, and 1 pair of no. 24611 and 24612 turnouts. The set includes a track connector box, a 230 volt / 36 VA switched mode power pack, and a Mobile Station. An illustrated instruction book with many tips and ideas is also included. This set can be expanded with the C Track extension program and with the entire C Track program.

Highlights:

- **The way to get started in the digital world of Märklin H0.**
- **Modern Era VI Swiss train consist.**
- **Automatic registration in the Mobile Station with the built-in mfx+ decoder.**

Digital Functions	CU	MS	MS 2	CS 1	CS 2-3
Headlight(s)					
Long distance headlights					
Electric locomotive op. sounds					
High Pitch Horn					
Direct control					
Sound of squealing brakes off					
Headlight(s): Cab2 End					
Low Pitch Horn					
Headlight(s): Cab1 End					
Compressor					
Letting off Air					
Stat. Announce. – Swiss					
Conductor's Whistle					
Sanding					
Sound of Couplers Engaging					





29467 „Danish Freight Train“ Digital Starter Set

Prototype: DSB Gods class MK diesel switch engine, 1 stake car, 1 tank car, and 1 boxcar.

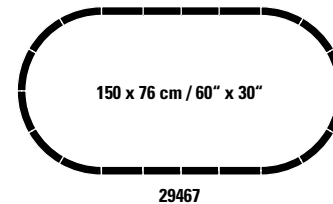
Model: The locomotive has an mfx digital decoder and a variety of sound functions. 1 axle powered. Traction tires. The triple headlights change over with the direction of travel, will work in conventional operation, and can be controlled digitally. There is a blinking light on the cab roof. The locomotive has coupler hooks. Train length approximately 49.9 cm / 19-5/8”.

Contents: 12 no. 24130 curved track, 4 no. 24172 straight track, and 4 no. 24188 straight track. A track connector box, a 230 volt / 36 VA switched mode power pack, and a Mobile Station are included. An illustrated instruction book with many tips and ideas is included in this set. The set can be expanded with the C Track extension sets and the entire C Track program.

Highlights:

- The ideal way to get started in the digital world of Märklin H0.
- The locomotive has a built-in mfx digital decoder that registers automatically in the Mobile Station.
- The C Track layout is easy to set up.

Digital Functions	CU	MS	MS 2	CS1	CS2-3
Headlight(s)					
Flashing Warning Light					
Diesel locomotive op. sounds					
Horn					
Direct control					
Sound of squealing brakes off					
Operating Sounds 1					
Sound of Couplers Engaging					
Operating Sounds 2					
Whistle for switching maneuver					
Switching maneuver					
Station Announcements					
Conductor's Whistle					
Rail Joints					
Sanding					



*Everything you need to get started
Full sound, blinking light, and much more included*



Bavarian "Glaskasten" / "Glass Box"



36867 Class PtL 2/2 Steam Locomotive

Prototype: Royal Bavarian State Railroad (K.Bay.Sts.B.) class PtL 2/2 ("Glaskasten" / "Glass Box"). Version with a jackshaft. Road number 4514. The locomotive looks as it did around 1910.

Model: The locomotive has an mfx+ digital decoder and extensive sound functions. It also has a miniature motor in the boiler. 2 axles powered. Traction tires. The dual headlights change over with the direction of travel, will work in conventional operation, and can be controlled digitally. The inner boiler is constructed of metal. The locomotive body is made of metal-filled plastic for improved pulling power. The locomotive has numerous separately applied handrails and grab irons. Length over the buffers approximately 8.0 cm / 3-1/8". This model can be found in a DC version in the Trix H0 assortment under item number 22721.

Highlights:

- Extensive sound functions included.
- mfx+ digital decoder included.
- Body made of a tungsten plastic compound.

Digital Functions	CU	MS	MS2	CS1	CS2-3
Headlight(s)					
Bell					
Steam locomotive op. sounds					
Locomotive whistle					
Direct control					
Sound of squealing brakes off					
Air Pump					
Whistle for switching maneuver					
Letting off Steam					
Conductor's Whistle					
Injectors					
Coupler sounds					
Switching maneuver					
Replenishing fuel					
Replenishing fuel					

The locomotive body is made of metal-filled plastic for improved pulling power

Another technical innovation:
Read more in the current Märklin Magazin – issue 01/19.



| 42081

| 42071

| 42061

| 36867



42061 Type PpostL Postal and Baggage Car

Prototype: Royal Bavarian State Railways (K.Bay.Sts.B.) type PPostL Bavarian design local railroad car (baggage and postal car). Car number Regensburg 21004. The car looks as it did around 1912.


Model: The car has many separately applied details and fine decorative striping. Length over the buffers approximately 11.4 cm / 4-1/2".
DC wheelset E36669200.



42071 Bavarian Design Passenger Car

Prototype: Royal Bavarian State Railways (K.Bay.Sts.B.) type BCL Bavarian design local railroad car, 2nd/3rd class. Car number Regensburg 20042. The car looks as it did around 1912.

Model: The car has many separately applied details and fine decorative striping. Length over the buffers approximately 14.4 cm / 5-11/16".
DC wheelset E36669200.



42081 Bavarian Design Passenger Car

Prototype: Royal Bavarian State Railways (K.Bay.Sts.B.) type CL Bavarian design local railroad car, 3rd class. Car number Regensburg 20797. The car looks as it did around 1912.

Model: The car has many separately applied details and fine decorative striping. Length over the buffers approximately 14.4 cm / 5-11/16".
DC wheelset E36669200.



The Beautiful Lady in H0 Garb



37119 Class 18.1 Steam Locomotive

Prototype: German Federal Railroad (DB) class 18.1 express steam locomotive. Former Württemberg class C. Road number 18 102. The locomotive looks as it did around 1953.

Model: The locomotive has an mfx+ digital decoder and extensive sound functions. It also has controlled high-efficiency propulsion with a flywheel, in the boiler. 3 axles powered. Traction tires. The dual headlights change over with the direction of travel, will work in conventional operation, and can be controlled digitally. Maintenance-free warm white LEDs are used for the lighting. The smoke unit contact will work in conventional operation and can be controlled digitally. A 72270 smoke unit can be installed in the locomotive. The locomotive is constructed mostly of metal such as the boiler, smoke stack, dome, cab, running boards, and tender. There is a close coupling between the locomotive and tender. Length over the buffers 23.7 cm / 9-5/16".

Highlights:

- **Smoke unit contact included.**
- **mfx+ digital decoder.**

This model can be found in a DC version in the Trix H0 assortment under item number 22256.

Locomotive is constructed mostly of metal such as the boiler, smoke stack, dome, cab, running boards, and tender

Digital Functions	CU	MS	MS 2	CS1	CS2-3	CS3
Headlight(s)						
Smoke generator contact						
Steam locomotive op. sounds						
Locomotive whistle						
Direct control						
Sound of squealing brakes off						
Air Pump						
Whistle for switching maneuver						
Letting off Steam						
Sound of coal being shoveled						
Tipping grate						
Water Pump						
Injectors						
Sanding						
Switching maneuver						
Replenishing fuel						





39658 Class 64 Steam Locomotive



Model: The locomotive has an mfx+ digital decoder and extensive sound functions. It is DCC capable. It also has controlled high-efficiency propulsion. 3 axles powered. Traction tires. A 72270 smoke unit can be installed in the locomotive. Triple headlights change over with the direction of travel. They and the smoke unit contact will work in conventional operation and can be controlled digitally. Maintenance-free, warm white LEDs are used for the lighting. Brake hose detail parts and piston rod protection sleeves are included. Length over the buffers 14.3 cm / 5-5/8".

Highlights:

- Digital mfx+ "World of Operation" decoder and a wide variety of operation and sound functions included.
- New road number.

This locomotive can be found in the Trix H0 program under item number 22658.

Digital Functions	CU	MS	MS 2	CS1	CS2-3
Headlight(s)					
Smoke generator contact					
Steam locomotive op. sounds					
Locomotive whistle					
Direct control					
Sound of squealing brakes off					
Bell					
Whistle for switching maneuver					
Letting off Steam					
Sound of coal being shoveled					
Grate Shaken					
Switching maneuver					
Air Pump					
Sanding					
Rail Joints					

Prototype: German Federal Railroad (DB) class 64 passenger tank locomotive. Version with riveted water tanks. Road number 64 026. This locomotive was built in 1927 by Henschel. It was stationed from May of 1936 to July of 1963 continuously at Gemünden, where it was also retired on March 10, 1965. The locomotive looks as it did around 1960.

Prototypical cab with simple roof ventilation





39978 Class VT 98.9 Powered Rail Car

Prototype: German Federal Railroad (DB) class VT 98.9 rail bus motor car and class VS 98 rail bus control car. In original crimson paint scheme. Motor car road number VT 98 9705, control car road number VS 98 306. The cars look as they did at the start of the Sixties.

Model: The motor car has an mfx+ digital decoder and extensive sound and light functions. It also has controlled high-efficiency propulsion. 2 axles powered. Traction tires. The motor car has factory-installed interior lighting. The rail bus has triple headlights and dual red marker lights that change over with the direction of travel, will work in conventional operation, and can be controlled digitally. The headlights at both ends of the motor car can be turned off separately. The control car has factory-installed interior lighting. The control end of the car has triple headlights and dual red marker lights that change over with the direction of travel. The rail bus units have a current-conducting drawbar coupling with a guide mechanism between them. Brake hoses and a current-conducting drawbar coupling are included. Maintenance-free warm white and red LEDs are used for the lighting. The engineer's stands and the car's interior on both cars as well as on the optionally available trailer car allow an open view through the windows. Length over the buffers of the two-part set 32.2 cm / 12-11/16".

Highlights:

- "World of Operation" mfx+ digital decoder and extensive operation and sound functions included.
- Factory-installed interior lighting.

The VB 98 rail bus trailer car to add to this two-part set consisting of a motor and a control car is available under item number 41988.

Digital Functions	CU	MS	MS 2	CS1	CS2-3	CS2-3
Headlight(s)						Sanding
Interior lighting						
Diesel locomotive op. sounds						
Horn						
Direct control						
Sound of squealing brakes off						
Rear Headlights off						
Conductor's Whistle						
Front Headlights off						
Doors Closing						
Rail Joints						
Letting off Air						
Station Announcements						
Toilet being flushed						
Bell						
Replenishing fuel						


The other classics can be found:

-  **41988** Page 57
-  **37108** Page 62
-  **43897** Page 63
-  **43898** Page 63
-  **43899** Page 63

and online at:

<https://www.maerklin.de/de/lp/2018/maerklin-klassiker/>

Available continuously starting with the first delivery





41988 Class VB 98 Rail Bus Trailer Car



Model: This trailer car goes with the 39978 rail bus set consisting of a motor car and a control car. Both ends of the trailer car have pockets with guide mechanisms for current-conducting plug-in coupling drawbars. A current-conducting coupling drawbar is included. There is a clear view through the trailer car's interior space. The trailer car has interior details. It also has interior lighting with maintenance-free warm white LEDs. The current supply for the interior lighting comes from the current-conducting coupling drawbar connected to the motor car. Length over the buffers 16.0 cm / 6-5/16".

Highlights:

- **Factory-installed interior lighting.**

An overview of other classics can be found on the opposite page.

Prototype: German Federal Railroad (DB) class VB 98 rail bus trailer car with a service compartment. In original crimson paint scheme. Trailer car road number VB 98 034. The trailer car looks as it did at the start of the Sixties.

*Available continuously
 starting with the first delivery*



| 39978

| 41988

| 39978

Oil Jumbo



39880 Class 44 Steam Locomotive

Prototype: German Federal Railroad (DB) class 44 heavy steam freight locomotive, with an oil tender based on the type 2'2'T34 tender. Black/red basic paint scheme. Transitional wartime cab with only one window per side, standard design Witte smoke deflectors, pilot truck wheel set with disk or solid wheels, without smoke box central locking, with an inductive magnet on one side. Road number 44 1264. The locomotive looks as it did around 1962/63.

Model: The locomotive has an mfx+ digital decoder and extensive sound functions. It also has controlled high-efficiency propulsion with a flywheel, mounted in the boiler. 5 axles powered. Traction tires. The locomotive and the oil tender are constructed mostly of metal. The 7226 smoke unit can be installed in the locomotive. The triple headlights change over with the direction of travel. They and the smoke unit that can be installed in the locomotive will work in conventional operation and can be controlled digitally. The cab lights can also be controlled digitally. Maintenance-free warm white LEDs are used for the lighting. There is a close coupling with a guide mechanism between the locomotive and tender. There is a close

coupler with an NEM pocket and a guide mechanism on the tender and on the front of the locomotive. The minimum radius for operation is 360 mm / 14-3/16". Protective sleeves for the piston rods, brake hoses, and imitation couplers are included as detail parts. Length over the buffers 26 cm / 10-1/4".

Highlights:

- **Completely new tooling.**
- **Partially open bar frame with a mostly clear view between the running gear and the boiler.**
- **Ideal steam freight locomotive for unit trains with type Erz III d hopper cars.**

This model can be found in a DC version in the Trix H0 assortment under item number 22981.

Digital Functions	CU	MS	MS2	CS1	CS2-3	CS2-3
Headlight(s)						Sanding
Smoke generator contact						"Switcher Double "A" Light"
Steam locomotive op. sounds						Switching maneuver
Locomotive whistle						Generator Sounds
Direct control						Operating Sounds 2
Sound of squealing brakes off						Rail Joints
Engineer's cab lighting						Safety Valve
Whistle for switching maneuver						Sound of Couplers Engaging
Air Pump						
Letting off Steam						
Operating Sounds 1						
Water Pump						
Injectors						
Replenishing fuel						
Replenishing fuel						
Replenishing fuel						





39882 Class 44 Steam Locomotive

Prototype: Road number 44 1746. The locomotive looks as it did around 1961.

Model: The locomotive has an mfx digital decoder. without steam locomotive sound.

All additional information can be found under item number 39880.

Highlights:

- **mfx digital decoder, version without steam locomotive sound.**
- **Different road number from that for 39880.**

This model can be found in a DC version in the Trix H0 assortment under item number 22983, however with a 21-pin digital interface.

Digital Functions	CU	MS	MS 2	CS1	CS2-3
Headlight(s)	█	█	█	█	█
Smoke generator contact	█	█	█	█	█
Engineer's cab lighting	█	█	█	█	█
"Switcher Double "A" Light"	█	█	█	█	█
Direct control	█	█	█	█	█



46210

39880

“Langer Heinrich” / “Long Henry”



46210 “Type Erz III d Hopper Car” Display

Prototype: Twenty-four (24) German Federal Railroad (DB) type Erz III d four-axle hopper cars from the OOtz 41 design. Version with a high upper hopper, two unloading hatches per side, and end brakeman’s platforms. Used to transport iron ore. Standard design welded pressed sheet metal trucks, with girders welded in place as reinforcement. The cars look as they did at the beginning of the Sixties.

Model: The hopper cars have detailed construction with different car numbers. All of the cars have brakeman’s platforms and a set wheel at the end. The hopper cars have load inserts and are loaded with real scale-sized iron ore. All of the cars are individually packaged in the display packaging.

Length over the buffers per car 11.5 cm / 4-1/2”.

DC wheelset per car E700580.

The class 44 ÖI heavy steam freight locomotives to go with these cars can be found under item numbers 39880 and 39882 in the Märklin H0 assortment.

A type Erz III d hopper car set with twelve (12) more car numbers can be found in the Trix H0 assortment under item number 24129 along with information about the required AC wheelsets.

Highlights:

- **Prototypical tooling changes for the version with a high upper hopper as the type Erz III d hopper car from the OOtz 41 design.**
- **Loaded with real iron ore.**
- **Many different car numbers.**
- **Ideal for unit trains.**
- **Cars can be sold individually from the display.**



46210

See Page 191 for an explanation of the symbols and age information.



39880



37108 Class 110.1 Electric Locomotive

Prototype: German Federal Railroad (DB) class 110.1 electric locomotive. Includes five lamps (double lamps below). Double forced air vents with vertical fins and rounded engine room windows. Includes a continuous rain gutter. Cobalt blue / black basic paint scheme. Road number 110 263-1. The locomotive looks as it did around 1973.

Model: The locomotive has an mfx+ digital decoder and extensive sound functions. It also has controlled high-efficiency propulsion with a flywheel, centrally mounted. Four axles powered through cardan shafts. Traction tires. The triple headlamps and dual red marker lights change over with the direction of travel, will work in conventional operation, and can be controlled digitally. The headlamps at Locomotive End 2 and 1 can be turned off separately in digital operation. When the headlamps at both ends are turned off, then the "Double, A' Light" function is on at both ends. Warm white and red LEDs are used for the lighting. The locomotive has separately applied metal grab irons. Brake hoses and coupler hoses that can be mounted on the locomotive are included. Length over the buffers approximately 18.9 cm / 7-7/16".

Highlights:

➤ **World of Operation mfx+ digital decoder and extensive light and sound functions included.**

Passenger cars to go with this locomotive can be found in the Märklin H0 assortment under item numbers 43897, 43898, and 43899.

Digital Functions	CU	MS	MS 2	CS 1	CS 2-3	CS 2-3
Headlight(s)						Letting off Air
Station Announcements						Compressor
Electric locomotive op. sounds						Switching maneuver
Locomotive whistle						Warning announcement
Direct control						Sound of Relays Clicking
Sound of squealing brakes off						
Headlight(s): Cab2 End						
Whistle for switching maneuver						
Headlight(s): Cab1 End						
Surrounding sounds						
Conductor's Whistle						
Doors Closing						
Sound of Couplers Engaging						
Pantograph Sounds						
Blower motors						
Sanding						

Available continuously starting with the first delivery

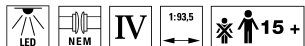


The other classics can be found:

-  **39978** Page 56
-  **41988** Page 57
-  **43897** Page 63
-  **43898** Page 63
-  **43899** Page 63

and online at:

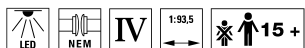
<https://www.maerklin.de/de/lp/2018/maerklin-klassiker/>



43897 Passenger Car, 2nd Class

Prototype: German Federal Railroad (DB) commuter car (type Bnrzb 725), 2nd class. "Silberling" / "Silver Coin" design. Based at Frankfurt am Main. The car looks as it did around 1975.

Model: The minimum radius for operation is 360 mm / 14-3/16". The car has an underbody specific to the car type. It also has type Minden-Deutz 430 trucks with disk brakes, and without generators. The 7319 current-conducting couplings or the 72020/72021 current-conducting close couplers, the 73406 pickup shoe, the 73400/73401 lighting kits (2 per car), and the 73409 marker light kit can be installed in the car. Length over the buffers 28.2 cm / 11-1/8". DC wheelset E700580.



43898 Passenger Car, 1st/2nd Class

Prototype: German Federal Railroad (DB) commuter car (type ABnrzb 704), 1st/2nd class. "Silberling" / "Silver Coin" design. Based at Frankfurt am Main. The car looks as it did around 1975.

Model: All other information can be found in the model description for 43897.



43899 Cab control car

Prototype: German Federal Railroad (DB) cab control car (type BDnrzf 740), 2nd class with a baggage area. "Silberling" / "Silver Coin" design. Modernized "Karlsruhe" end with a baggage area. Based at Frankfurt am Main. The car looks as it did around 1975.

Model: The truck at the end of the car with a cab has an inductive magnet and separately applied parts such as sand boxes. The car has triple headlights and dual red marker lights that change over with the direction of travel, will work in conventional operation, and will work in digital operation. Maintenance-free warm white LEDs are used for lighting. The car has a drag switch. The 7319 current-conducting couplings

Available continuously starting with the first delivery

An overview of other classics can be found on the opposite page.



or the 72020/72021 current-conducting close couplers, and the 73400/73401 lighting kits (2 per car) can be installed in the car. All other information can be found in the model description for 43897. Length over the buffers 28.2 cm / 11-1/8".

Red marker lights / white headlights changeover



43899

43898

43897

37108

Lightweight Express Train



39212 Class 212 Diesel Locomotive

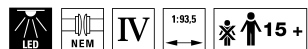
Prototype: German Federal Railroad (DB) class 212 diesel locomotive. "Ocean Blue" / ivory paint scheme. Road number 212 314-9. The locomotive looks as it did around 1984.

Model: The locomotive has an mfx+ digital decoder and extensive sound functions. It also has controlled high-efficiency propulsion with a flywheel, centrally mounted. All 4 axles powered by cardan shafts. Traction tires. Triple headlights and dual red marker lights change over with the direction of travel, will work in conventional operation, and can be controlled digitally. The headlights at Locomotive End 2 and 1 can be turned off separately in digital operation. When the headlights are off at both ends of the locomotive, then the double "A" light function is on at both ends. Maintenance-free warm white and red LEDs are used for the lighting. The locomotive has detailed buffer beams. Brake hoses that can be installed on the locomotive are included. Length over the buffers 14.1 cm / 5-9/16".

This model can be found in a DC version in the Trix H0 assortment under item number 22827.



Digital Functions	CU	MS	MS 2	CS 1	CS 2-3	CS 2-3
Headlight(s)						Switching maneuver
Conductor's Whistle						Station Announcements
Diesel locomotive op. sounds						Grade crossing
Horn						
Direct control						
Sound of squealing brakes off						
Headlight(s): Cab2 End						
High Pitch Horn						
Headlight(s): Cab1 End						
Doors Closing						
Blower motors						
Compressor						
Letting off Air						
Sanding						
Switching maneuver						
Replenishing fuel						



43165 Passenger Car, 2nd Class


Prototype: German Federal Railroad (DB) passenger car, 2nd class, for so-called lightweight express trains (LS). Type Bylb 421. Colloquially also known as "center entry cars". Version with small marker lights at the ends near the top of the car and one-piece windows at the entries on the ends of the car. "Ocean Blue" / ivory paint scheme. Based at Hagen Main Station. The car looks as it did in 1984.

Model: The car has factory-installed LED interior lighting and current-conducting couplers. **The interior lighting works only in conjunction with the center entry cab control car and can be turned on and off digitally with a decoder in the cab control car.** There are red transparent marker light inserts on the ends of the car. The underbody is specific to the type of car. The trucks are type Minden-Deutz heavy with double brake shoes and type D 62s generators. The minimum radius for

operation is 360 mm / 14-3/16". Restroom downpipes and push/pull train control lines are included as separately mounted parts for presentation in a display case. Length over the buffers 28.2 cm / 11-1/8".

This model can be found in a DC version in the Trix H0 assortment under item number 23165.

From Märklin for the first time

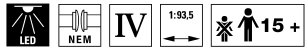


43335

43125

43165

39212



43125 Passenger Car, 1st/2nd Class

Prototype: German Federal Railroad (DB) passenger car, 1st/2nd class, for so-called lightweight express trains (LS). Type ABylb 411. Colloquially also known as "center entry cars". Version with small marker lights at the ends near the top of the car and one-piece windows at the entries on the ends of the car. "Ocean Blue" / ivory paint scheme. Based at Hagen Main Station. The car looks as it did in 1984.

Model: All other information can be found in the model description for 43165.

This model can be found in a DC version in the Trix H0 assortment under item number 23125.

Highlights:

- **Completely new tooling.**
- **Interior lighting for the entire car consist can be digitally controlled with a decoder in the cab control car.**
- **Prototypical train route: Hagen – Brügge (Westphalia.)**



43335 Cab Control Car

Prototype: German Federal Railroad (DB) cab control car, 2nd class, for so-called lightweight express trains (LS). Type BDyIf 457 with a baggage area without a side corridor. Colloquially also known as "center entry cars". Version with small marker lights at the ends near the top of the car and one-piece windows at the entries on the ends of the car. "Ocean Blue" / ivory paint scheme. Based at Hagen Main Station. The car looks as it did in 1984.

Model: The car has an mfx digital decoder. It also has triple headlights and dual red marker lights that change over with the direction of travel, will work in conventional operation, and can be controlled digitally. The car has factory-installed LED interior lighting that can be controlled digitally. The cab lighting can also be controlled digitally. The current-conducting couplers can be controlled digitally. The underbody is specific to the type of car. There are red transparent marker light inserts on the end of the car without a cab. The trucks are type Minden-Deutz heavy with double brake shoes. The truck at the end of the car with a cab has

rail clearance devices, a "Sifa" (deadman's control system) relay box, inductive magnets, and a type D 62 generator. The minimum radius for operation is 360 mm / 14-3/16". Restroom downpipes and push/pull train control lines are included as separately mounted parts for presentation in a display case. Length over the buffers 28.2 cm / 11-1/8".

This model can be found in a DC version in the Trix H0 assortment under item number 23175.



Digital Functions	CU	MS	MS 2	CS1	CS2-3
Headlight(s)	█	█	█	█	█
Current-conducting coupler	█	█	█	█	█
Interior lights	█	█	█	█	█
Engineer's cab lighting	█	█	█	█	█

Cab control car includes red/white light changeover



With Short Cabs



39150 Class 103.1 Electric Locomotive

Prototype: German Federal Railroad (DB) class 103.1 electric locomotive. Version with “short” cabs, double-arm pantographs, end skirting, and buffer cladding. Paint scheme in crimson/beige. Road number 103 167-3. Based at Munich Main Station. The locomotive looks as it did starting the end of August 1971 to May 1974.

Model: The locomotive has an mfx+ digital decoder and extensive sound functions. It also has 5-pole controlled high-efficiency propulsion with a flywheel, centrally mounted. Two axles in each truck powered through car-dan shafts. Traction tires. The triple headlights and dual red marker lights change over with the direction of travel, will work in conventional operation, and can be controlled digitally. The headlights at Locomotive End 2 and 1 can be turned off separately in digital operation. The cab lighting changes over with the direction of travel and can be controlled digitally. The engine room lighting can be controlled digitally. Maintenance-free warm white and red LEDs are used for the lighting. The double-arm pantographs can be controlled digitally. The locomotive has separately applied windshield wipers. It also has separately applied metal grab irons and roof conductors. Closed skirting, brake lines, plugs, and prototype couplers that can be mounted on the locomotive are included. Length over the buffers approximately 22.4 cm / 8-13/16”.

Prototypical roof equipment included and as a short class 103

Highlights:

- **New tooling.**
- **Locomotive frame and body constructed of metal.**
- **Multi-protocol decoder with “World of Operation” function.**
- **Extensive light and sound functions.**
- **Pantographs can be controlled digitally.**
- **Cab lighting.**
- **Engine room lighting.**

This model can be found in a DC version in the Trix H0 assortment under item number 22933.

Digital Functions	CU	MS	MS 2	CS 1	CS 2-3	CS 2-3
Headlight(s)						Warning announcement
Pantograph control						Grade crossing
Electric locomotive op. sounds						
Locomotive whistle						
Pantograph control						
Engineer's cab lighting						
Headlight(s): Cab2 End						
Whistle for switching maneuver						
Headlight(s): Cab1 End						
Direct control						
Sound of squealing brakes off						
Light Function						
Blower motors						
Conductor's Whistle						
Compressor						
Letting off Air						



See Page 191 for an explanation of the symbols and age information.



| 43845

| 43864

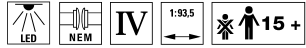
| 43894

| 43862

| 43863

| 39150

IC 117 Gambrinus

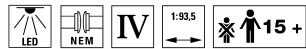


43863 Passenger Car, 1st Class

Prototype: German Federal Railroad (DB) type Avümz 111 compartment car, 1st class. Version with steeply pitched ends to the roofs. The car looks as it did in 1973.

Model: The car has type Minden-Deutz heavy trucks with disk brakes and magnetic rail brakes. It also has an underbody and skirting specific to the car type. The 7319 current-conducting couplings or the 72020/72021 current-conducting close couplers, the 73400 lighting kits (2 per car), the 73406 pickup shoe, and the 73407 marker light kit can be installed in the

car. A set of decals with car routing signs and sequence numbers for the IC Gambrinus is included.
Length over the buffers 28.2 cm / 11-1/8". DC wheelset E700580.



43862 Passenger Car, 1st Class

Prototype: German Federal Railroad (DB) type Avümz 111 compartment car, 1st class. Version with steeply pitched ends to the roofs. The car looks as it did in 1973.

Model: All other information can be found in the model description for 43863.

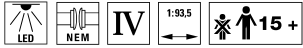


43864 Passenger Car, 1st Class

Prototype: German Federal Railroad (DB) type Apümz 121 open seating car, 1st class. Version with steeply pitched ends to the roofs. The car looks as it did in 1973.

Model: All other information can be found in the model description for 43863.



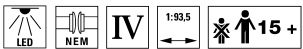


43894 Type WRümz 135 Dining Car

Prototype: German Federal Railroad (DB) type WRümz 135 dining car. Crimson/ivory paint scheme. With steeply pitched ends to the roofs, single-arm pantograph, and small roof transformer. The car looks as it did in the winter of 1973.

Model: The minimum radius for operation is 360 mm / 14-3/16". The car has an underbody and skirting specific to the car type. It also has type Minden-Deutz heavy trucks with disk brakes and magnetic rail brakes. The 7319 current-conducting couplings or the 72020/72021 current-conducting close couplers, the 73400 lighting kits (2 per car), the 73406 pickup shoe, and the 73407 marker light kit can be installed in the car. A set of decals with car routing signs and sequence numbers for the IC Gambrinus is included.

Length over the buffers 28.2 cm / 11-1/8". DC wheelset E700580.



43845 Passenger Car, 1st Class

Prototype: German Federal Railroad (DB) type Avümz 111 compartment car, 1st class. Version with steeply pitched ends to the roofs. The car looks as it did in 1973.

Model: The car has type Minden-Deutz heavy trucks with disk brakes and magnetic rail brakes. It also has an underbody and skirting specific to the car type.

All other information can be found in the model description for 43894



43845

43864

43894

43862

43863

39150

Next Stop – Marienplatz



37508 Class 420 S-Bahn Powered Rail Car Train

Prototype: German Federal Railroad (DB) class 420 S-Bahn powered rail car train. Version of the Munich S-Bahn in a "Gravel Gray" / blue paint scheme. The train looks as it did around 1980.

Model: The train has an mfx digital decoder and extensive sound functions. It also has a 5-pole skewed armature motor with a flywheel, centrally mounted. Four axles on the intermediate car are powered through cardan shafts. The frame for the intermediate car is constructed of die-cast metal. Maintenance-free warm white LEDs are used for the lighting. The train has triple headlights and dual red marker lights that change over with the direction of travel. The end cars have a pickup shoe changeover feature so that the pickup shoe at the front of the train is the one picking up power. Lighted destination signs along with the headlights / marker lights can be controlled digitally. There is a close coupler guide mechanism and electrical connections between the cars. The special coupling included with the train allows it to be coupled to other ET 420 units for prototypical operation. The train has factory-installed interior lighting. The bodies for the train are made of highly detailed plastic with many separately applied details such as grab irons, electrical

connections, windshield wipers, antennas, whistles, and horns. The train has interior details. The ends of the train have a detailed representation of the Scharfenberg coupler (a dummy coupler). Different authentic destination signage is included with the train. Length over the couplers 77.5 cm / 30-1/2".

Highlights:

- mfx digital decoder and extensive sound functions included.
- Authentic reproduction for the Munich S-Bahn service.
- Factory-installed interior lighting.


This model can be found in a DC version in the Trix H0 assortment under item number 22655.

Digital Functions	CU	MS	MS 2	CS1	CS2-3
Headlight(s)	█	█	█	█	█
Interior lights	█	█	█	█	█
Operating sounds	█	█	█	█	█
Horn	█	█	█	█	█
Direct control	█	█	█	█	█
Sound of squealing brakes off	█	█	█	█	█
Rear Headlights off	█	█	█	█	█
Doors Closing	█	█	█	█	█
Front Headlights off	█	█	█	█	█

*Lighted destination sign
End lighting in the cabs
Munich S-Bahn service*



Refined and flawlessly realized – The power supply of the prototype



See Page 191 for an explanation of the symbols and age information.



Heavily Loaded



46938 Type Kbs 442 Stake Car

Prototype: Type Kbs 442 2-axle stake car, with a brakeman's platform, low side walls and plug-in stakes. German Federal Railroad (DB). The car looks as it did around 1982.

Model: 12 solid wheel sets are included as a prototypical load. 16 stakes for the sides and 4 stakes for the ends are also included to mount on the car.

Length over the buffers 15.7 cm / 6-3/16". DC wheelset E700580.

Also available as a Swiss stake car under item number 46937.

12 weathered H0 wheel sets included as a load

Highlights:

- Interesting and prototypical load with wheel sets.



47360 Type Post 2ss-t/13 Railroad Postal Transport Car

Prototype: German Federal Postal System (DBP) type Post 2ss-t/13 railroad postal transport car, used on the German Federal Railroad (DB). With a post horn in the form of 1949. Chrome oxide green paint scheme. The car looks as it did around 1979.

Model: The car has a closed superstructure. Length over the buffers approximately 16.2 cm / 6-3/8". DC wheelset E700580.

Highlights:

- With a post horn in the form of 1949.

Includes the prototypical postal horn as imprinting





46936 Type Kbs 443 Stake Car

Prototype: German Federal Railroad (DB) type Kbs 443 stake car. Version without a hand brake platform. Used to transport military vehicles.

Model: The stakes can be removed. The car is loaded with two models of the German Federal Army Unimog S404. Vehicle restraints and stakes that can be mounted on the car are included. The military vehicles are constructed mostly of metal. They are lettered with identifying marks. Various separately applied parts made of plastic are included. The models of military vehicles are from Schuco. Length over the buffers approximately 15.7 cm / 6-3/16". DC wheelset E700580.

Highlights:

➤ **Model of the Unimog S404 constructed mostly of metal.**

Locomotives to go with this car are units such as the class 194 electric locomotive (item number 39225) or the class 050 steam locomotive (item number 37836).



48796 Type Rlmmms Heavy-Duty Flat Car

Prototype: German Federal Railroad (DB) type Rlmmms 650 heavy-duty flat car, loaded with an M 48 combat tank for the German Federal Army.

Model: The flat car frame is constructed of metal. Load restraints are included. The model of the military vehicle has an underbody and superstructure constructed of metal. Caterpillar tracks and other separately applied components are made of detailed plastic parts. The turret and

the weapon can be moved. The unit has an olive green paint scheme. The unit is lettered with identifying marks. Length approximately 7.7 cm / 3", with the cannon approximately 11.1 cm / 4-3/8". The model of the military vehicle comes from Schuco. Length over the buffers approximately 12.4 cm / 4-7/8". DC wheelset E700580.

Other heavy-duty flat cars with a different car number are available as a variation:



48798 Type Rlmmms Heavy-Duty Flat Car



48799 Type Rlmmms Heavy-Duty Flat Car



First time for this version in the Märklin assortment



Elegant Steam Locomotive



39209 Class 01.5 Steam Locomotive

With some luck it was also an elegant steam locomotive from the class 01.5, the swan song of steam locomotive reconstructions by the German State Railroad (DR) of the GDR. A total of 35 units of the class 01 underwent extensive reconstruction at the beginning of the Sixties. Initially, only the installation of a new welded boiler was planned, but the condition of the locomotives selected finally forced extensive conversions that in many parts made new locomotives out of the units. The maintenance facility in Halberstadt delivered the "Reko" boilers, and they were installed at the maintenance facility in Meiningen. During the rebuilding program the boiler was placed higher, continuous dome streamlining adorned the top of the boiler, and the cabs were replaced by a new welded version. The locomotives rebuilt in this way had hardly anything in common with their original look. After the rebuilding program, these units were therefore given the new class designation of 01.5. Beginning with road number 01 519 (rebuilt in 1964) the locomotives were equipped with oil firing, and the remaining units were converted accordingly in 1965/66. Only six locomotives kept grate type firing. Ten locomotives were equipped at times with Boxpok wheels.

Prototype: Class 01.5 steam express locomotive with an oil tender. GDR German State Railroad (DR/GDR) "Reko" version. Includes Boxpok wheels, type 2'2'T34 standard design tender as an oil tender. Special design Witte smoke deflectors for the class 01.5, continuous dome streamlining, and inductive magnet on one side. Road number 01 0503-1. The locomotive looks as it did in the mid-Seventies.

Model: The locomotive has an mfx+ digital decoder and extensive sound functions. It also has controlled high-efficiency propulsion with a flywheel, mounted in the boiler. 3 axles powered. Traction tires. The locomotive and tender are constructed mostly of metal. The 7226 smoke unit can be installed in the locomotive. The triple headlights change over with the direction of travel. They and the smoke unit that can be installed in the locomotive will work in conventional operation and can be controlled digitally. The cab lights can also be controlled digitally. Maintenance-free warm white LEDs are used for the lighting. There is a close coupling with a guide mechanism between the locomotive and tender. There is a close coupler with an NEM pocket and a guide mechanism on the tender. The minimum radius for operation is 360 mm / 14-3/16". Protective sleeves for the piston rods and brake hoses are included as detail parts. Length over the buffers 28.2 cm / 11-1/8".

This model can be found in a DC version in the Trix H0 assortment under item number 22909.

Digital Functions	CU	MS	MS 2	CS 1	CS 2-3	CS 2-3
Headlight(s)						
Smoke generator contact						Replenishing fuel
Steam locomotive op. sounds						Replenishing fuel
Locomotive whistle						"Switcher Double "A" Light"
Direct control						Switching maneuver
Sound of squealing brakes off						Generator Sounds
Engineer's cab lighting						Operating Sounds 3
Whistle for switching maneuver						Rail Joints
Operating Sounds 1						Operating sounds
Letting off Steam						Sound of Couplers Engaging
Operating Sounds 2						Station Announcements
Air Pump						Station Announcements
Water Pump						Surrounding sounds
Injectors						
Sanding						
Replenishing fuel						

Highlights:

- Especially intricate metal construction.
- Striking Boxpok wheels and continuous dome streamlining.
- Partially open bar frame and many separately applied details.





42982 "GDR German State Railroad" Passenger Car Set

Prototype: 5 different design express train passenger cars. 1 type Post-m railroad postal car for the German Postal System (DP), 1 type BDghwe passenger car, 2nd class with a baggage compartment. 1 type Bme Y/B70 design passenger car, 2nd class. 1 type ABme Y/B70 design passenger car, 1st/2nd class. All of the day coaches are for the (DR/GDR). 1 type WLAB sleeping car for the Czechoslovakian State Railways (ČSD). The cars look as they did in the mid-Seventies.

Model: The minimum radius for operation is 360 mm / 14-3/16". These cars are not designed for installation of interior lighting. All of the cars have different car numbers.

Total length over the buffers 126 cm / 49-5/8".

This product is a cooperative project with the firm Tillig Modellbahnen GmbH & Co. KG.



*This passenger car set goes well with
the class 01.5 express steam locomotive*

Punctual on Schedules by the Minute



37313 Class 111 Electric Locomotive



in conventional operation, and can be controlled digitally. The headlights at Locomotive End 2 and 1 can be turned off separately in digital operation. When the headlights are off at both ends of the locomotive, then the double "A" light function is on at both ends. The cab lighting can also be controlled digitally. Maintenance-free warm white and red LEDs are used for the lighting. The locomotive has a servomechanism to raise and lower each pantograph in digital operation. Length over the buffers approximately 19.1 cm / 7-1/2".

Highlights:

- Servomechanism to raise and lower pantographs in digital operation included.
- Cab lighting.
- mfx+ World of Operation decoder included.

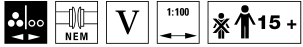
Digital Functions	CU	MS	MS 2	CS1	CS2-3
Headlight(s)					
Pantograph control					
Electric locomotive op. sounds					
Locomotive whistle					
Pantograph control					
Engineer's cab lighting					
Headlight(s): Cab2 End					
Whistle for switching maneuver					
Headlight(s): Cab1 End					
Direct control					
Sound of squealing brakes off					
Train destination sign					
Blower motors					
Compressor					
Letting off Air					
Conductor's Whistle					

Prototype: German Federal Railroad (DB) class 111 electric locomotive in an S-Bahn version. Version with single-arm pantographs and rectangular buffers. Road number 111 162-4. The locomotive looks as it did in 1995.

Model: The locomotive has an mfx+ digital decoder with extensive sound functions. It also has controlled, high-efficiency propulsion. 2 axles powered. Traction tires. The triple headlights and dual red marker lights change over with the direction of travel, will work

Pantographs that can be raised and lowered





43890 "S-Bahn" Passenger Car Set

Prototype: Four German Railroad, Inc. (DB AG) S-Bahn cars with Coca-Cola® advertising. 1 type ABx 791 car, 1st/2nd class, 2 type Bx 794.1 cars, 2nd class, 1 type Bxf 796.1 car, 2nd class with a cab. The cars look as they did around 1995.

Model: The cab control car has a lighted destination board at the end. When operated control car first, triple headlights shine on the cab control car. When operated control car last, red marker lights shine on the cab control car. The headlight / marker light changeover will work in both analog and digital operation. The 73150 light kit can be installed in the cars. Total length over the buffers about 99 cm / 39". DC wheel set E700580.

Highlights:

➤ Red marker lights / white headlights changeover.



S-Bahn in the familiar Coca-Cola® design



©2018 The Coca-Cola Company. All rights reserved.



43890

37313

Unbeatable Trio



47540 Type Zans Tank Car

Prototype: Type Zans four-axle, 95 cubic meter / 25,096 gallon tank car with an uninsulated tank and a ladder on the end. Privately owned car for Ermewa SA, registered in Germany. The car looks as it did around 2004.

Model: The car's trucks are the modern type Y25Lsd1 with double brake shoes. The car has a brakeman's platform and a ladder on the end. The brake rigging, discharge pipes, dome cover, safety bars, and numerous other levers and grab irons are separately applied. The safety bars are constructed of metal.

Length over the buffers approximately 19.6 cm / 7-3/4".
DC wheelset E700580.



47541 Type Zans Tank Car

Prototype: Type Zans four-axle, 95 cubic meter / 25,096 gallon tank car with an uninsulated tank and a ladder on the end. Privately owned car for KVG mbH, registered in Germany. The car looks as it did around 2004.

Model: All other information can be found in the model description for 47540.



47542 Type Zans Tank Car

Prototype: Type Zans four-axle, 95 cubic meter / 25,096 gallon tank car with an uninsulated tank, a ladder on the end, and a funnel flow tank. Privately owned car for KVG Austria with advertising for "GATX", used by ŽSSK, registered in Slovakia. The car looks as it did in 2010.

Model: The car's trucks are the modern type welded Y25 Lsd1 with double brake shoes. Dome cover, safety bars, and numerous other levers and grab irons are separately applied. The car has rectangular buffers, 6 tank bands, and large address boards.

All other information can be found in the model description for 47540.

Highlights:

➤ Numerous separately applied levers and grab irons.

This model can be found with another car number in a DC version in the Trix H0 assortment under item number 24215.



All cars also imprinted on the ends

This model can be found with another car number in a DC version in the Trix H0 assortment under item number 24216.



This model can be found with another car number in a DC version in the Trix H0 assortment under item number 24217.





KVG Eisenbahngesellschaft mbH
Königsplatzstraße 10
A-2700 Pöchlarn
Tel. +43 377 80 10 00

33 RW
60 DB
7843 017-6⁰⁰
(V. 01.01.2018)

AG 1000
1000
1000

The Flagship of Long Distance Service

The fourth ICE generation started at the end of 2016 with initially two twelve-part units in the testing and introduction phase. The ICE 4 (class 412) built by Siemens in cooperation with Bombardier is designed for use on lines with strong demand. In the future, it is supposed to replace urgently in succession the ICE 1 and ICE 2 and thus become the future backbone of the long-distance fleet. As a powered rail car train, the ICE 4 is set up for the greatest possible level of adaptability. An essential requirement for this are the so-called powered cars, where the main propulsion and

current supply components such as transformers, traction current converters, traction cooling equipment, and the four traction motors are constructed identically and mounted beneath the car body. At present, the twelve-part trains being delivered consist of six "power cars", the dining car, the service car, two unpowered intermediate cars, and the two end control cars. The ICE 4 cars at 27.9 meters / 91 feet are somewhat longer than the previous ICE types at 26.4 meters / 86 feet. In conjunction with a new seating system, a larger seating capacity could be created while keeping

the same legroom and creating more storage space for baggage. Despite its high seating capacity, the ICE 4 is comparably lighter, since both its modular features, the lighter trucks with inboard mounting, the powered trucks optimally designed for weight, and the further development of aerodynamic design provide savings in weight and energy. Compared to its predecessors, it needs up to 22% less energy. The non-powered trucks further developed from the Bombardier type FLEXX Eco with their low unsprung mass and very low weight contribute to a low energy consumption design



and the option to apply streamlined skirting to them. By contrast, the sturdy powered trucks on the ICE 4 is a further development of the proven SF 500 family from Siemens and they fulfill the high requirements for bearing load and propulsion power. The electronic train control comes from SIBAS PN, the innovative railroad automation system from Siemens. This system hierarchically consists of the two levels ETB Train Bus (Ethernet Train Bus) with the various control components as well as the conventional train control (control lines, contactors, switches) and the train bus

PROFINET, whereby everything is designed with redundancy. After several changes of contract, the DB ordered 1,511 ICE 4 cars, which were assembled into 50 twelve-part and 50 thirteen-part (seven power cars) as well as 37 seven-part (three power cars) trains. Two remaining end control cars are planned as reserve units. The ICE 4 trains are designed for a maximum speed of 250 km/h / 156 mph, but if needed they can have the motor gearing altered on the traction motors to 265 km/h / 166 mph. The twelve-part units are currently being delivered first. The first

seven-part trains will then follow in succession. Delivery of the thirteen-part trains is supposed to begin in 2021, when delivery of the 50 twelve-part trains will have been completed.



The Flagship of Long Distance Service



39714 Class 412/812 Powered Railcar Train

Prototype: German Railroad, Inc. (DB AG) ICE 4 high-speed train as the class 412/812. One (1) EW 1.2-H end car, class 812, 1st class. One (1) RW "Bordrestaurant" dining car, class 812, 1st class. One (1) TW 2.2 service car, class 412, 2nd class. One (1) MW 2-H intermediate car, class 812, 2nd class. One (1) EW 2.2-H end car, class 812, 2nd class. Powered Railcar Train 9005 as ICE 786, for the train route Munich Main Station – Würzburg Main Station – Fulda – Hamburg-Altona. The train looks as it currently does in 2018.

Model: This is a 5-part version with a length scale of 1:95. The train has an mfx+ digital decoder and extensive sound and light functions. It also has controlled high-efficiency propulsion with a flywheel, centrally mounted in the "Bordrestaurantwagen" dining car. All 4 axles in both trucks powered by means of cardan shafts. Traction tires. The cabs in the end cars have interior details. The power pickup changes with the direction of travel and is always in the end car at the front of the train. The train has special close couplings with guide mechanisms. Triple headlights and dual red marker lights change over with the direction of travel, will work in conventional operation, and can be controlled digitally. The train has factory-installed interior lighting. The interior lighting is supplied with power from the continuous electrical connections for the entire train. Different color scenarios for the interior lighting can be controlled digitally. There is also cab lighting that can be controlled separately in digital operation. Maintenance-free warm white and different colored LEDs are used for all of the lighting. Both pantographs on the service car can be raised and lowered separately as a digital function. The minimum radius for operation is 437.5 mm / 17-1/4". Running the train on Radius 1 is also an option if you ignore the clearance gauge. Train length 151,5 cm.

The basic train for the ICE 4 high-speed train can be found in a DC version in the Trix H0 assortment under item number 22971.

Highlights:

- **Completely new tooling.**
- **Factory-installed LED interior lighting.**
- **Different lighting scenarios for the interior lighting controlled digitally.**
- **Pantographs on the service car can be raised and lowered separately as a digital function.**
- **"World of Operation" mfx+ decoder with extensive light and sound functions.**
- **Five (5) piece basic train can be extended with the three (3) piece add-on set and an additional intermediate car.**

Available starting in the 2nd half of 2020.

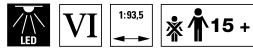
Digital Functions	CU	MS	MS 2	CS 1	CS 2-3	CS 2-3
Headlight(s)						Whistle for switching maneuver
Interior lights						Train announcement
Electric locomotive op. sounds						Train announcement
Warning Sound						Station Announcements
Direct control						Pantograph control
Sound of squealing brakes off						Pantograph control
Pantograph control						Light Function
Interior lights						Engineer's cab lighting
Pantograph control						Engineer's cab lighting
Station Announcements						
Station Announcements						
Long distance headlights						
Station Announcements						
Conductor's Whistle						
Doors Closing						
Train announcement						



See Page 191 for an explanation of the symbols and age information.



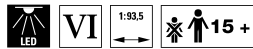
More Room and More Comfort



43724 Add-On Car Set for the ICE 4

Prototype: Add-on cars for the German Railroad, Inc. (DB AG) ICE 4 high-speed train, class 412/812. One (1) MW 1 intermediate car, class 812, 1st class. One (1) TW 1.2 intermediate car, class 412, 1st class. One (1) MW 2.2-HP intermediate car, class 812, 2nd class. Add-on to the powered railcar train 9005 as ICE 786, for the train route Munich Main Station – Würzburg Main Station – Fulda – Hamburg-Altona. The cars look as they currently do in 2018.

Model: This is a three (3) part add-on for the ICE 4 basic train in a length scale of 1:95. It has special close couplings with guide mechanisms. The car set also has factory-installed LED interior lighting. The interior lighting is supplied with power from the continuous electrical connections for the entire train and only works and can only be controlled digitally when the car set is coupled to the basic train. Both pantographs on an intermediate car can be raised and lowered with a decoder as a digital function only when the car is coupled to the basic train. Total length 90,5 cm.



43725 Add-On Car for the ICE 4

Prototype: Add-on car for the German Railroad, Inc. (DB AG) ICE 4 high-speed train, class 412/812. TW 2.2 intermediate car, class 412, 2nd class. Add-on to the powered railcar train 9005 as ICE 786, for the train route Munich Main Station – Würzburg Main Station – Fulda – Hamburg-Altona. The car looks as it currently does in 2018.

Model: This is an add-on for the ICE 4 basic train in a length scale of 1:95. It has special close couplings with guide mechanisms. The car also has factory-installed LED interior lighting. The interior lighting is supplied with power from the continuous electrical connections for the entire train and only works and can only be controlled digitally when the car is coupled to the basic train. A set of decals with three (3) more car numbers for this car type is included. Length over the buffers 30,1 cm.

Highlights:

- **Factory-installed LED interior lighting.**
- **Different lighting scenarios for the interior lighting controlled digitally only when the car set is coupled to the basic train.**
- **Pantographs can be raised and lowered as a digital function only when the car is coupled to the basic train.**

This add-on car set for the ICE 4 can be found in a DC version in the Trix H0 assortment under item number 23971.

Available starting in the 2nd half of 2020.

Highlights:

- **Factory-installed LED interior lighting.**
- **Different lighting scenarios for the interior lighting controlled digitally only when the car is coupled to the basic train.**

The 39714 basic train can be extended with the 43724 add-on set and the individual 43725 intermediate car. You can model a full 12-car ICE 4 by adding more individual intermediate cars.

This add-on intermediate car for the ICE 4 can be found in a DC version in the Trix H0 assortment under item number 23972.

Available starting in the 2nd half of 2020.



Where to with Dirt and Rock?



36182 Class 193 Electric Locomotive



Model: This electric locomotive is constructed of metal and includes an mfx digital decoder and extensive sound functions. It also has a special motor, centrally mounted. 4 axles powered by means of cardan shafts. Traction tires. Triple headlights and dual red marker lights change over with the direction of travel, will work in conventional operation, and can be controlled digitally. The headlights at Locomotive End 2 and 1 can be turned off separately in digital operation. When the headlights at both ends are turned off, then the "Double „A“ Light" function is on at both ends. Warm white and red LEDs are used for the lighting. There are 2 mechanically working pantographs (no power pickup from catenary).

Length over the buffers 21.8 cm / 8-9/16".

Highlights:


➤ Locomotive includes a built-in mfx decoder and a variety of sound functions.

Digital Functions	CU	MS	MS 2	CS1	CS2-3
Headlight(s)					
Operating Sounds 1					
Electric locomotive op. sounds					
Low Pitch Horn					
Direct control					
Sound of squealing brakes off					
Headlight(s): Cab2 End					
High Pitch Horn					
Headlight(s): Cab1 End					
Sound of Couplers Engaging					
Operating Sounds 2					
Letting off Air					
Blower motors					
Conductor's Whistle					
Rail Joints					

Prototype: Vectron electric locomotive painted and lettered for MRCE Dispolok GmbH. Locomotive for hauling away excavated earth from the Stuttgart 21 project.

A DC model can be found in the Trix H0 assortment under item number 22690.

Current design for the construction site locomotives and cars for the Stuttgart 21 project



See Page 191 for an explanation of the symbols and age information.

|

Trix 24138

|

Trix 24136



47130 "Soil Excavation Stuttgart 21" Container Transport Car Set

Prototype: 2 type Sgns four-axle KLV transport cars for AAE. Each car loaded with 2 tubs of excavated soil from the project Stuttgart 21. The cars look as they did in 2014.

Model: The cars have type Y 25 Lsd welded trucks and rectangular buffers. The flat car floors are prototypically partially open and are constructed of metal with striking "fish belly" side sills. Each car is loaded with two tubs of excavated soil from the project Stuttgart 21. The cars have different car numbers and tubs with different tub numbers, each individually packaged. There is also a master package. Total length over the buffers 46 cm / 18-1/8". DC wheelset E700580.

Highlights:

- Cars include different car numbers.
- Tubs include different tub numbers.

Other cars with different car numbers and tubs with different tub numbers can be found at Trix under item numbers 24136 and 24138.

The Stuttgart 21 cars with striking yellow tubs as they currently look in real life



All tubs include different tub numbers




47131 "Soil Excavation Stuttgart 21" Container Transport Car Set

Prototype: 2 type Sgns four-axle KLV transport cars for AAE. Each car loaded with 2 tubs of excavated soil from the project Stuttgart 21. The cars look as they did in 2014.

Model: Same as 47130 but with different car numbers and different tub numbers.

The containers were developed and produced in cooperation with the firm Herpa Miniaturmodelle . Scale construction logistics models for the theme "Bulk Freight Transfer" can be found directly at Herpa Miniaturmodelle.



47131

47130

36182

Beer Car



45026 "Ganter" Beer Car

Prototype: Type Iboqqs privately owned beer refrigerator car painted and lettered for the brewery GANTER GmbH & Co. KG, Freiburg, Germany. Lettered with the advertising slogan "Ganter helles Lager" ("Ganter light lager").

Model: The car has separately applied roof vents. It also has separately applied ladders on the ends. Length over the buffers 13.4 cm / 5-1/4". DC wheelset E32376004. Trix Express wheelset E36660700.

The other beer cars can be found:



48342 Page 99



48937 Page 114



See Page 191 for an explanation of the symbols and age information.



The Heraldic Animal of Märklin



32560 Class Ce 6/8 II Electric Locomotive

Prototype: Swiss Federal Railways (SBB) class Ce 6/8 II “Crocodile” electric freight locomotive. Design from the first production series. With older design buffers, crossover plates at the ends, small switching steps and grab irons, with sanding equipment, without an oncoming train light, and without an inductive magnet. The locomotive looks as it did in the Twenties.

Model: The locomotive hoods, locomotive center part, wheels, side and drive rods as well as various separately applied metal parts are plated with 24 carat gold. The locomotive has an mfx+ digital decoder and extensive sound and light functions. It also has two (2) controlled high-efficiency propulsion systems with flywheels, one (1) motor in each group of driving wheels. 3 axles and jackshaft powered in each truck. Traction tires. The locomotive frame is articulated to enable the locomotive to negotiate sharp curves. Triple headlights and 1 white marker light (Swiss headlight / marker light code) change over with the direction of travel, will work in conventional operation, and can be controlled digitally. When the locomotive is running “light” the lighting can be changed to 1 red marker light. Maintenance-free warm white and red LEDs are used for the lighting. This locomotive is highly detailed metal construction with many separately applied parts. Sanding equipment is included on the groups of driving wheels. The 3-part locomotive body has hoods that swing out. The roof equipment is detailed with safety grills under the pantographs. The “Crocodile” comes in exclusive packaging with a certificate of authenticity. The locomotive and certificate of authenticity are consecutively numbered. A pair of white cotton gloves as well as a booklet about the history of the “Crocodile” are included. There is also a 24 carat gold plated pickup shoe included to replace the factory-mounted pickup shoe. Length over the buffers 22.3 cm / 8-3/4”.




Ask your specialty dealer about the exclusive Märklin brochure.

Highlights:

- **Locomotive hoods, locomotive center part, wheels, side and drive rods, and various other metal parts plated with 24 carat gold.**
- **Strictly limited worldwide to 3,500 locomotives.**
- **Each “Crocodile” is consecutively numbered.**
- **To go with it a consecutively numbered certificate of authenticity.**
- **Exclusive packaging.**
- **Locomotive powered by two (2) controlled high-efficiency propulsion systems with flywheels.**
- **“World of Operation” mfx+ digital decoder and extensive operating and sound functions included.**

This model is being issued in 2019 in a one-time series for the 100th anniversary of the legendary class Ce 6/8 II “Crocodile” electric locomotive and is strictly limited worldwide to 3,500 pieces.



Many details are plated with high quality 24 carat gold



Digital Functions	CU	MS	MS 2	CS 1	CS 2-3
Headlight(s)					Compressor
Marker light(s)					Switching maneuver
Electric locomotive op. sounds					
Locomotive whistle					
Direct control					
Sound of squealing brakes off					
Main Relay					
Whistle for switching maneuver					
Operating Sounds 1					
Sound of Couplers Engaging					
Blower motors					
Pantograph Sounds					
Sanding					
Rail Joints					
Letting off Air					
Conductor's Whistle					

100 Years of the Crocodile – The Heraldic Animal of Märklin

A hundred years ago, the Swiss Federal Railways (SBB) placed the first "Crocodile" into operation in November of 1919. These locomotives quickly advanced to the king of the steep grades on the Gotthard. The design derived its name from its articulated hoods, extended shape, and the green paint scheme. The units "snaked" like a reptile through the curves on turnouts and reverse curves.

"Standard gauge six-axle locomotive, only for large curves, faithful reproduction of the 'Crocodile Locomotive' ..." was the way the model of the latest Swiss locomotive was presented in the Märklin catalog for 1933/34.

The design and pulling power of the original locomotive impressed people so much at that time that it became a synonym for progress and power. A mystique that continued through the history of Märklin. This unit was in all of the scales offered by Märklin. At first in 1 and 0 Gauge, then in H0 and even in Mini-Club Z Gauge. It formed the top item offered everywhere in the assortment and thus became the unofficial "heraldic animal" of Märklin.

The color green dominated over the longest period of its use on the Gotthard grades and people almost forgot its original color of brown. Märklin did not bring it out in brown on the market until 1984, as an offering for the 125th company anniversary, a "Crocodile" in a limited quantity, in 1 Gauge.

By contrast, there never was a "Crocodile" in white in real life. Despite this a large dealer in New York ordered several units of large 0 Gauge locomotives in special paint schemes. He chose the color white that was completely untypical in the prototype. It cannot be denied that locomotives in these imaginary paint schemes have a special effect on observers. Despite this for unknown reasons, there was only this single order. This made these locomotives unique pieces seen by only a few people. Amazingly, they became very well known in collector circles. The white Crocodile thus became a part of the exclusive 31859 anniversary set in 2009 for the 150th anniversary of Märklin.

In this tradition, we want to make 2019 unforgettable in which Märklin for its 160th anniversary crowns this proud heraldic animal in the popular H0 Gauge with a unique gold edition.





39520 Class Fc 2x3/4 Electric Locomotive

Prototype: Swiss Federal Railways (SBB) class Fc 2x3/4 "Köffertli" / "Little Suitcases" electric freight locomotive (later class Ce 6/8 I). Version when it was first delivered. Dark brown basic paint scheme with black running gear. With older design buffers, cab doors without windows at the ends of the locomotive, and with walkover plates, with sanding equipment, without an oncoming train light, and without an inductive magnet. Road number 12201. The locomotive looks as it did at the middle to the end of 1919.

Model: The locomotive has an mfx+ digital decoder and extensive sound and light functions. It also has controlled high-efficiency propulsion with a flywheel, centrally mounted. 3 axles and a jackshaft powered in each truck by cardan shafts. Traction tires. The locomotive frame is articulated to enable the locomotive to negotiate sharp curves. Triple headlights and 1 white marker light (Swiss headlight / marker light code) change over with the direction of travel, will work in conventional operation, and can be controlled digitally. When the locomotive is running "light" the lighting can be changed to 1 red marker light. The headlights at Locomotive Ends 2 and 1 can be turned off separately in digital operation. The locomotive has the double "A" light function. The cab lighting and engine room lighting can be turned off separately in digital operation. Maintenance-free warm white and red LEDs are used for the lighting. This locomotive is highly detailed metal construction with many separately applied details, such as cooling pipes for the transformer oil. The cabs and engine room are modelled. Sanding equipment is included on the groups of driving wheels. The roof equipment is detailed with heating resistors, roof conductors,

insulators, and roof walk boards as well as double-arm pantographs with a simple contact strip. The minimum radius for operation is 360 mm / 14-3/16". Brake hoses, imitations of prototype couplers, and access ladders are included. Length over the buffers 22.1 cm / 8-11/16".

Highlights:

- **Completely new tooling for the anniversary "100 Years of the Crocodile 1919-2019".**
- **Highly detailed metal construction.**
- **Cab lighting and engine room lighting can be controlled digitally.**
- **"World of Operation" mfx+ digital decoder and a wide variety of operation and sound functions included.**

A freight car set to go with this locomotive can be found under item number 46520 in the Märklin H0 assortment.

This model can be found in a DC version in the Trix H0 assortment under item number 22968.



Digital Functions	CU	MS	MS 2	CS1	CS2-3	CS2-3
Headlight(s)						
Marker light(s)						
Electric locomotive op. sounds						
Locomotive whistle						
Direct control						
Interior lights						
Engineer's cab lighting						
Whistle for switching maneuver						
Engineer's cab lighting						
Sound of squealing brakes off						
Headlight(s): Cab1 End						
Headlight(s): Cab2 End						
Blower motors						
Letting off Air						
Pantograph Sounds						
Sanding						

In 1919, the Swiss industry delivered four test locomotives for various uses to be selected as suitable units for electric operation on the Gotthard. At that time, a distinction was still made for electric locomotives among freight, express, and passenger units. Standardized locomotives in the present sense did not exist yet. The Swiss Locomotive and Machinery Company (SLM) provided the mechanical part on all four locomotives, while the Machinery Company of Oerlikon (MFO) was responsible for the electrical part on road numbers Be 4/6 11301 and Be 3/5 11201. BBC of Baden provided that part on road numbers Be 4/6 11302 and Fc 2x3/4 (later road number Ce 6/8I) 12201.

Road number 12201 (later 14201) was a 2-6-6-2 freight locomotive taking specifically into account the route characteristics on the Gotthard. It could pull a maximum load of 860 metric tons on a grade of up to 1.2%. Its locomotive body rode on two three-axle power trucks, each of which was driven by two traction motors by means of jackshafts, driving rods, and side rods. Originally

planned only as a six-axle unit, the electrical part turned out to be so heavy that two additional pilot wheel sets as well as small hoods became necessary. Due to these hoods, the unit was quickly given the nickname "Köfferli-Lok" / "Little Suitcases Locomotive", but "Schlotterbeck" or (approximately) "Shuttering Tank" also gained popularity due to its rough riding.

On July 7, 1919, road number Fc 2x3/4 12201 was delivered as the fourth and last test locomotive and was initially tested from the Bern Depot. After a relatively long trial period, it went into regular scheduled use in December of 1919 between Bern and Spiez pulling passenger and freight trains. In March of 1921, it was moved to the Gotthard, where it ran along with the Ce 6/8II (Crocodile) in the latter's schedules from the Erstfeld Depot. Starting in 1925, it was based at the Biasca Depot and did mostly pulling work until 1930 to Airolo at the south portal of the Gotthard Tunnel. After another interval at the Erstfeld Depot, it went in 1938 to Basle having proved itself in heavy freight train service. With increasingly scarce use being made of it by 1967, it was pulled from normal service. As an historic one-of-a-kind, however it was in line for preservation and was assigned to the Bern Depot for brake testing. A brilliantly executed overhaul of the running gear in 1968 at the main shops in Yverdon suddenly gave this veteran better running characteristics than ever before. After a running performance of around 2,500,000 kilometers / 1,562,500 miles, this locomotive was finally retired at the end of May 1982 as the last Gotthard prototype.



46520

39520



46520 Freight Car Set for the "Köfferli"

Prototype: Six (6) different design Swiss Federal Railways (SBB) freight cars. Two (2) type K3 boxcars with a brakeman's cab. One (1) low side car with a brakeman's cab, one (1) beer refrigerator car. One (1) type J3 boxcar with a brakeman's cab. One (1) tank car with a brakeman's cab. All of the cars look as they did around 1919.

Model: The type K3 and J3 boxcars have sliding doors that can be opened. Stakes are included for mounting on the low side car. The beer refrigerator car has brakeman's platforms at both ends. All of the cars are individually packaged. There is also a master package. Total length over the buffers 69.5 cm / 27-3/8". DC wheelset E700580, E32360009, E700630, E32301211.





© Sammlung Märklin



46520

39520



37869 Class RCe 2/4 Powered Rail Car

Prototype: Swiss Federal Railways (SBB) class RCe 2/4 electric express powered rail car, "Roter Pfeil" / "Red Arrow", 3rd class, with a single-axle ski trailer. Crimson basic paint scheme. Road number 604. The rail car looks as it did around 1948.

Model: The powered rail car has an mfx+ digital decoder and extensive sound functions. It also has controlled high-efficiency propulsion. The powered rail car has a special motor with a flywheel and a cardan shaft to the powered truck. 2 axles powered. Traction tires. The Swiss light code, 3 headlights in the front and 1 white marker light, changes over with the direction of travel, will work in conventional operation, and can be controlled digitally. In addition, the white marker light can be switched to a red marker light. The powered rail car has factory built-in interior lighting. Maintenance-free warm white LEDs are used for the headlights, white marker light, and the interior lighting and a red LED is used for the red marker light. This powered rail car comes from the factory with a figure of the driver and numerous passengers. In addition, different background sounds can be activated by means of the function buttons. The powered rail car has a single-axle ski trailer with a special coupling to it. Total length over the buffers 31.5 cm / 12-3/8".

This model can be found in a DC version in the Trix H0 assortment under item number 22867.

Highlights:

- **Factory built-in interior lighting.**
- **Warm white LEDs for the headlights and interior lighting.**
- **Can be switched to a red marker light.**
- **Passengers already seated in the car.**
- **"World of Operation" mfx+ decoder and extensive sound functions included.**



Lovingly realized – the set of figures from the Fifties

Digital Functions	CU	MS	MS 2	CS 1	CS 2-3
Headlight(s)					
Interior lights					
Locomotive operating sounds					
Locomotive whistle					
Direct control					
Sound of squealing brakes off					
Marker light(s)					
Stat. Announce. – Swiss					
Conductor's Whistle					
Doors Closing					
Pantograph Sounds					
Brake Compressor					
Rail Joints					
Station Announcements					
Station Announcements					
Dialog					
Dialog					







46937 Type Ks Stake Car

Prototype: Type Ks stake car, with low side walls and plug-in stakes, without a brakeman's platform. Silver gray basic paint scheme. Swiss Federal Railways (SBB). The car looks as it did at the end of the Seventies.


Model: 12 solid wheel sets are included as a prototypical load. 16 stakes for the sides and 4 stakes for the ends are also included to mount on the car.

Length over the buffers 15.7 cm / 6-3/16". DC wheelset E700580.

Highlights:

- Interesting and prototypical load with wheel sets.

Also available as a German stake car under item number 46938.



37306 Class Re 4/4 II Electric Locomotive

Prototype: Swiss Federal Railways (SBB) class Re 4/4 II electric locomotive. "Fire Red" paint scheme. Version with "Zugkraft Aargau" ("Aargau Motive Power") on the sides. Road number 11181. The locomotive looks as it did around 2000.

Model: The locomotive has an mfx+ digital decoder and extensive sound functions. It also has controlled high-efficiency propulsion. 2 axles powered. Traction tires. The triple headlights and one (1) white marker light (Swiss headlight / marker light code) change over with the direction of travel, will work in conventional operation, and can be controlled digitally. The light code can be switched to a red marker light when the locomotive is running "light". The headlights at Locomotive End 2 and 1 can be turned off separately in digital operation. When the headlights are off at both ends, then the double "A" light function is on as a red emergency stop light. Warm white and red LEDs are used for the lighting. The locomotive has separately applied metal grab irons. The couplers can be replaced by end skirting included with the locomotive. Length over the buffers 17.1 cm / 6-3/4".

Highlights:

- "World of Operation" mfx+ digital decoder with extensive light and sound functions included.

Digital Functions	CU	MS	MS 2	CS1	CS2-3	CS2-3
Headlight(s)						
Marker light(s)						
Electric locomotive op. sounds						
Locomotive whistle						
Direct control						
Sound of squealing brakes off						
Headlight(s): Cab2 End						
Long distance headlights						
Headlight(s): Cab1 End						
Conductor's Whistle						
Whistle for switching maneuver						
Main Relay						
Letting off Air						
Stat. Announce. – Swiss						
Pantograph Sounds						
Switching maneuver						



Feldschlösschen

H0

JAHRE | YEARS
160 märklin



48342 Sliding Wall Boxcar Set

Prototype: Two (2) Swiss Federal Railways (SBB) type Hbils-vy two-axle sliding wall boxcars. Both cars with smooth side walls. Each car decorated with different themes for the brewery Feldschlösschen, Rheinfelden, Switzerland. The cars look as they did around 2005.

Model: The car frames have "fish belly" side sills. Both cars have different car numbers. Each car is imprinted with 2 different themes on the sides.
Length over the buffers per car 16.8 cm / 6-5/8". DC wheelset E700580.



FELDSCHLÖSSCHEN

Part of the Carlsberg Group

Car 1: imprinting to the left



Attractive and striking design

Car 1: imprinting to the right



Car 2: imprinting to the left



Car 2: imprinting to the right



See Page 191 for an explanation of the symbols and age information.



36195 Class 193 Electric Locomotive

Prototype: Class 193 Vectron electric locomotive, leased to SBB Cargo International. Multiple system locomotive with 4 pantographs. Road number 193 465-2. The locomotive looks as it did in 2018.

Model: This electric locomotive is constructed of metal and includes an mfx/DCC digital decoder and extensive sound functions. It also has a special motor, centrally mounted. 4 axles powered by means of cardan shafts. Traction tires. Triple headlights and dual red marker lights change over with the direction of travel, will work in conventional operation, and can be controlled digitally. The headlights at Locomotive End 2 and 1 can be turned off separately in digital operation. When the headlights at both ends are turned off, then the "Double ‚A‘ Light" function is on at both ends. Warm white and red LEDs are used for the lighting. There are 4 mechanically working pantographs (no power pickup from catenary).

Length over the buffers 21.8 cm / 8-9/16".

Highlights:

- **mfx/DCC decoder and a variety of sound and light functions included.**
- **Digital full sound model with an excellent price-benefit relationship.**

This model can be found in a DC version in the Trix H0 assortment under item number 22296.

Digital Functions	CU	MS	MS 2	CS1	CS2-3
Headlight(s)	█	█	█	█	█
Buffer to buffer	█	█	█	█	█
Electric locomotive op. sounds	█	█	█	█	█
Low Pitch Horn	█	█	█	█	█
Direct control	█	█	█	█	█
Sound of squealing brakes off	█	█	█	█	█
Headlight(s): Cab2 End	█	█	█	█	█
High Pitch Horn	█	█	█	█	█
Headlight(s): Cab1 End	█	█	█	█	█
Sound of Couplers Engaging	█	█	█	█	█
Operating sounds	█	█	█	█	█
Blower motors	█	█	█	█	█
Conductor's Whistle	█	█	█	█	█
Compressor	█	█	█	█	█
Letting off Air	█	█	█	█	█
Whistle for switching maneuver	█	█	█	█	█

Digital full sound model with an excellent price-benefit relationship



The image shows the first realization as a rendering



47805 Type Sgrrss Double Container Transport Car

Prototype: Type Sgrrss 6-axle double container transport car with articulation, for combined freight service. Orange basic paint scheme. Privately owned car for Wascosa AG, Lucerne, Switzerland, registered in Germany. Loaded with three (3) 20-foot tank containers. The car looks as it did around 2011.

Model: The car has prototypically partially open flat car floors constructed of metal with striking "fish belly" side sills. It also has type Y 25 trucks. Both flat car halves are mounted on the center truck and can pivot. The underside of the flat car floors has separately applied brake lines and air tanks. There are folding walkover plates on the upper side of the flat car floors above the center truck in the area of articulation. The grab irons on the ends of the car and switching hooks are separately applied. The car is loaded with three (3) 20-foot tank containers that can be removed. Length over the buffers 30.7 cm / 12-1/16". DC wheelset E700580.

Highlights:

- Detailed version constructed mostly of metal.
- Used in container trains as unit trains in seaport – inland service.
- Tank containers can be removed and stacked.

Modern freight electric locomotives in the classes 152, 185, 189, or 193 to go with this car can be found in the Märklin H0 assortment.

Additional double container transport cars to form unit trains can be found under Märklin item numbers 47806, 47808 as well as Trix item number 24802.



47115 Deep Well Flat Car Set

Prototype: Deep well flat car set for Hupac consisting of 2 type Sdgk-mms flat cars. Designed for transporting containers, truck interchangeable load units, or semi-rig trailers. Loaded with semi-rig trailers for the firms Schöni and Planzer.

Model: The frames, floors, and load wells on the cars are constructed of metal. The cars have special design low-mounted trucks. The cars have many separately applied details. The load restraints are adjustable. Each car is loaded with a curtain tarp semi-rig trailer. The cars have different car numbers. They are individually packaged. Total length over the buffers 38 cm / 14-15/16". DC wheelset E320577.

Highlights:

- Very beautiful semi-rig trailers.
- Cars and trailers each have different car numbers.





39468 Class Re 460 Electric Locomotive

The Circus Knie is one of the oldest and leading circus dynasties in Europe. Presently, the 8th generation of the Knie Family stands in the ring. In 2019, the Circus Knie is celebrating "100 Years of the Swiss National Circus". The anniversary tour in 2019 for Circus Knie begins in March in Rapperswil and will take the National Circus to 33 locations all over Switzerland.

Prototype: Swiss Federal Railways (SBB/CFF/FFS) class Re 460 fast general-purpose locomotive with advertising for the 100th anniversary of the Swiss National Circus Knie (Rapperswil, Switzerland). The locomotive looks as it currently does in 2019.

Model: The locomotive has an mfx+ digital decoder and extensive sound functions. It also has controlled high-efficiency propulsion, centrally mounted. 4 axles powered. Traction tires. The triple headlights and a white marker light (Swiss headlight / marker light code) change over


with the direction of travel, will work in conventional operation, and can be controlled digitally. Additional separately controlled light functions: switching to a red marker light, long-distance headlights, switching to dual red marker lights, switching lights, switching to warning lights, and run authorization lights. The headlights at Locomotive Ends 2 and 1 can be turned off separately in digital operation. The cab lighting can be controlled digitally. Maintenance-free warm white and red LEDs are used for the lighting. The locomotive has separately applied metal grab irons. The cabs have interior details. Length over the buffers 21.3 cm / 8-3/8".

This model can be found in a DC version in the Trix H0 assortment under item number 22413.

One-time series.

Numerous light functions

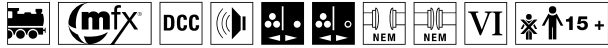
Digital Functions	CU	MS	MS 2	CS 1	CS 2,3	CS 2,3
Headlight(s)						Sanding
Light Function						Switching maneuver
Electric locomotive op. sounds						Train announcement
Horn						Light Function
Long distance headlights						Doors Closing
Engineer's cab lighting						Light Function
Headlight(s): Cab2 End						Stat. Announce. – Swiss
Horn						Stat. Announce. – Ital.
Headlight(s): Cab1 End						Stat. Announce. – Swiss
Sound of squealing brakes off						Stat. Announce. – Ital.
Direct control						Train announcement
Blower motors						Train announcement
Conductor's Whistle						Train announcement
Compressor						Stat. Announce. – Fren.
Letting off Air						
Light Function						







SCHWEIZER NATIONAL-CIRCUS



26615 "100 Years of the Swiss National Circus Knie" Train Set



Prototype: Swiss Federal Railways (SBB) class Re 4/4 II electric locomotive as the class Re 420. Red basic paint scheme, with a promotional design. Three (3) type Kps two-axle flat cars in a brown/black basic paint scheme. All of the flat cars are with circus wagons. The train looks as it did in 2018.

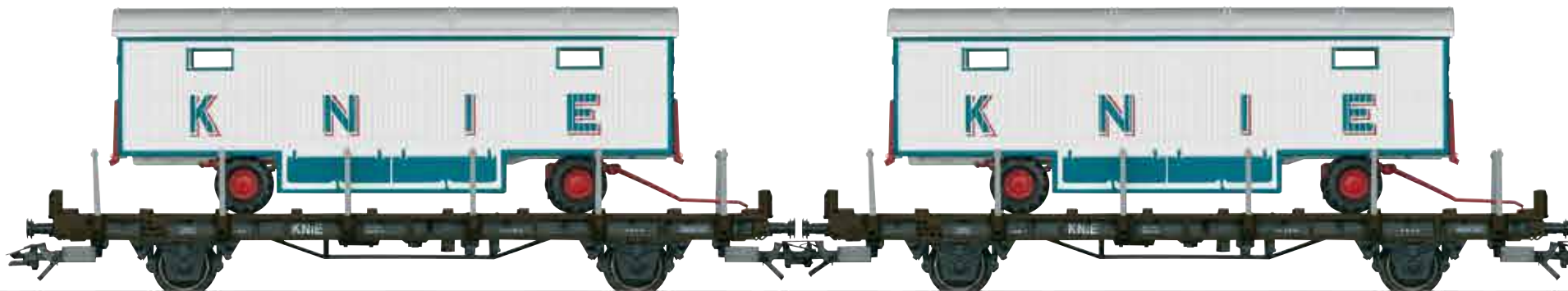
Model: The locomotive has an mfx+ digital decoder and extensive sound functions. It also has controlled high-efficiency propulsion. 2 axles powered. Traction tires. The triple headlights and one (1) white marker light (Swiss headlight / marker light code) change over with the direction of travel, will work in conventional operation, and can be controlled digitally. The light code can be switched to a red marker light when the locomotive is running "light". The headlights at Locomotive End 2 and 1 can be turned off separately in digital operation. When the headlights are off at both ends, then the double "A" light function is on as a red emergency stop light. Warm white and red LEDs are used for the lighting. The locomotive has separately applied metal grab irons. The couplers can be replaced by end skirting included with the locomotive. Three (3) circus wagons constructed of metal are included. Stakes for the flat cars are included for mounting on the cars. Total length over the buffers 62.8 cm.

Highlights:

- 100 Years of the Swiss National Circus Knie.
- "World of Operation" mfx+ digital decoder with extensive light and sound functions included on the locomotive.



Formidable!



Digital Functions	CU	MS	MS 2	CS1	CS2-3	CS2-3
Headlight(s)						Doors Closing
Marker lights						Sanding
Electric locomotive op. sounds						Sound of Couplers Engaging
Locomotive whistle						Blower motors
Direct control						Compressor
Sound of squealing brakes off						
Headlight(s): Cab2 End						
Long distance headlights						
Headlight(s): Cab1 End						
Conductor's Whistle						
Whistle for switching maneuver						
Main Relay						
Letting off Air						
Stat. Announce. – Swiss						
Pantograph Sounds						
Switching maneuver						



© Circus Knie





42175 Mark IV Express Train Passenger Car Set

Prototype: 4 different design Bern-Lötschberg-Simplon Railroad (BLS) express train passenger cars. 1 type A Mark IV standard design car, 1st class, 2 type B Mark IV standard design cars, 2nd class, 1 type Bt Mark IV standard design cab control car with an engineer's cab, 2nd class, for shuttle train operation. The cars look as they did at the start of the new millennium.

Model: All of the cars have factory-installed interior lighting. When operated cab control car first, triple headlights shine, when operated cab control car last, a red marker light shines. Maintenance-free warm white and red LEDs are used for the lighting. The cab control car has a factory-installed pickup shoe. The entire car consist is supplied with current by means of the factory-installed operating current-conducting couplers. The cars have adjustable buffers. Total length over the buffers 107.0 cm / 42-1/8".

Highlights:

- **Factory-installed LED interior lighting for the first time.**



*Interior lighting and headlights / marker lights
changeover on the cab control car*





39467 Class Re 460 Electric Locomotive

The Transportation Union SEV is the largest union in public transportation in Switzerland. More than half of the employees in public transportation are members of the SEV. It has around 40,000 members and is celebrating its 100th anniversary in 2019.

Prototype: Swiss Federal Railways (SBB/CFF/FFS) class Re 460 fast general-purpose locomotive with advertising for the 100th anniversary of the Transportation Union SEV (Bern, Switzerland). Road number 460 113-4. The locomotive looks as it currently does in 2019.

Model: The locomotive has an mfx+ digital decoder and extensive sound functions. It also has controlled high-efficiency propulsion, centrally mounted. 4 axles powered. Traction tires. The triple headlight and a white marker light (Swiss headlight / marker light code) change over with the direction of travel, will work in conventional operation, and can be controlled digitally. Additional separately controlled light functions:

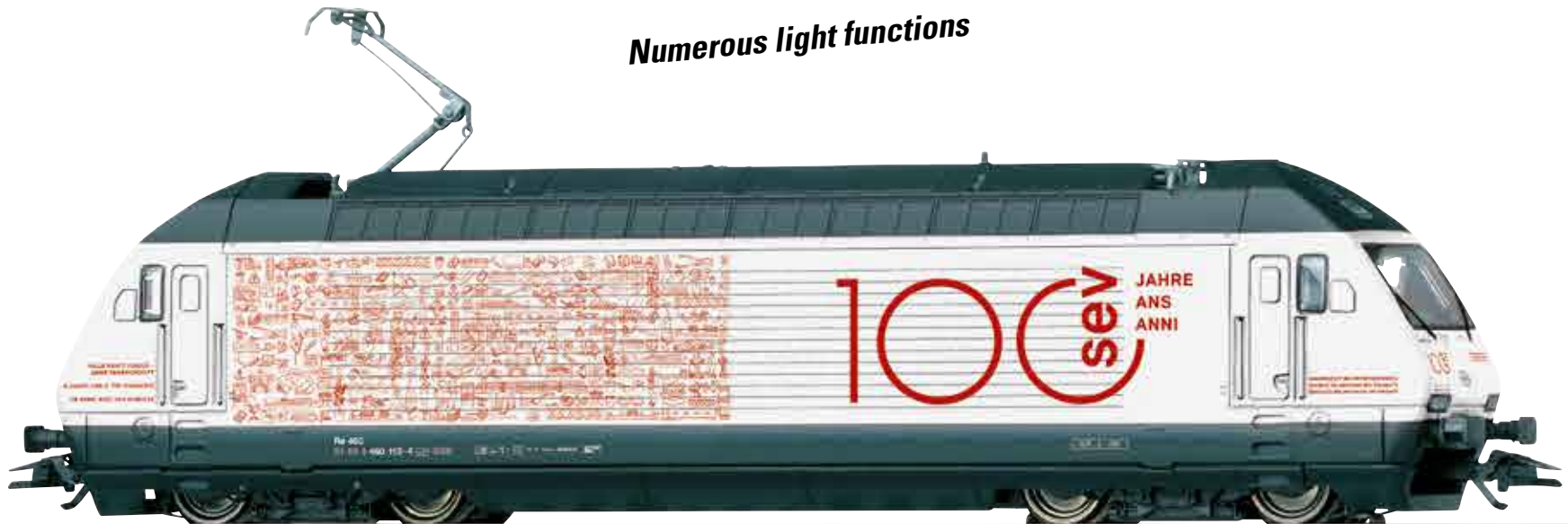
switching to a red marker light, long-distance headlights, switching to dual red marker lights, switching lights, switching to warning lights, and run authorization lights. The headlights at Locomotive Ends 2 and 1 can be turned off separately in digital operation. The cab lighting can be controlled digitally. Maintenance-free warm white and red LEDs are used for the lighting. The locomotive has separately applied metal grab irons. The cabs have interior details. Length over the buffers 21.3 cm / 8-3/8".

This model can be found in a DC version in the Trix H0 assortment under item number 22412.

One-time series exclusively from Märklin.

Digital Functions	CU	MS	MS 2	CS1	CS2-3	CS2-3
Headlight(s)						Sanding
Light Function						Switching maneuver
Electric locomotive op. sounds						Train announcement
Horn						Light Function
Long distance headlights						Doors Closing
Engineer's cab lighting						Light Function
Headlight(s): Cab2 End						Stat. Announce. – Swiss
Horn						Stat. Announce. – Ital.
Headlight(s): Cab1 End						Stat. Announce. – Swiss
Sound of squealing brakes off						Stat. Announce. – Ital.
Direct control						Train announcement
Blower motors						Train announcement
Conductor's Whistle						Train announcement
Compressor						Stat. Announce. – Fren.
Letting off Air						
Light Function						

Numerous light functions



Dreaming in the Voralpen Express



37301 Class Re 4/4 IV Electric Locomotive



Model: The locomotive has an mfx+ digital decoder and extensive sound functions. It also has controlled high-efficiency propulsion. 2 axles powered in one truck. Traction tires. The triple headlights change over with the direction of travel, will work in conventional operation, and can be controlled digitally. Length over the buffers 18 cm / 7-1/16".

Highlights:

- Each side of the locomotive decorated with a different theme.
- "World of Operation" mfx+ digital decoder and extensive sound functions included.

Digital Functions	CU	MS	MS 2	CS1	CS2-3
Headlight(s)					
Pantograph Sounds					
Electric locomotive op. sounds					
Horn					
Direct control					
Sound of squealing brakes off					
Sound of Couplers Engaging					
Whistle for switching maneuver					
Conductor's Whistle					
Blower motors					
Letting off Air					
Buffer to buffer					
Sanding					
Stat. Announce. – Swiss					
Train announcement					
Switching maneuver					
Doors Closing					

Prototype: Swiss Southeast Railroad (SOB) class Re 4/4 IV express locomotive as the class 446. Each side of the locomotive is decorated with a different theme covering the entire side. Locomotive Side 1 "A Hint of Longing...", Locomotive Side 2 "A Hint of Wanderlust...". Road number 446 017-6. The locomotive looks as it did in 2018.



Left side of locomotive



Right side of locomotive



39849 Class 1116 Electric Locomotive

Prototype: Austrian Federal Railroad (ÖBB) class 1116 general-purpose locomotive. The locomotive looks as it did around 2012. Road number 1116 276-5.

Model: The locomotive has an mfx+ digital decoder and extensive sound functions. It also has controlled high-efficiency propulsion. 4 axles powered. Traction tires. The triple headlights and dual red marker lights change over with the direction of travel, will work in conventional operation, and can be controlled digitally. Long-distance headlights can also be controlled. Maintenance-free warm white and red LEDs are used for the lighting. The cabs have interior details. The locomotive has separately applied metal grab irons. Length over the buffers 22.5 cm / 8-7/8".

Highlights:

➤ **Other light functions such as long-distance headlights can be controlled in addition to the triple headlights.**

Passenger cars to go with this locomotive can be found in the Märklin H0 assortment under item numbers 42731, 42743, and 42744.

Digital Functions	CU	MS	MS 2	CS1	CS2-3
Headlight(s)					
Long distance headlights					
Electric locomotive op. sounds					
Horn					
Direct control					
Sound of squealing brakes off					
Headlight(s): Cab2 End					
High Pitch Horn					
Headlight(s): Cab1 End					
Station Announcements					
Conductor's Whistle					
Compressor					
Letting off Air					
Sanding					
Train radio					
Light Function					
Switching maneuver					

Full sound and centrally mounted motor included

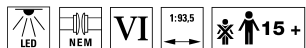


42744

42743

42731

39849



42731 Passenger Car, 1st Class

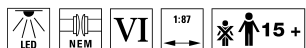
Prototype: Austrian Federal Railroad (ÖBB) type Ampz passenger car, 1st class. Modernized Eurofima car, not pressure-proof. The car looks as it did around 2012.

Model: The minimum radius for operation is 360 mm / 14-3/16". The car has an underbody specific to the car type. It also has Fiat type Y0270 S trucks with lateral motion shock absorbers and magnetic rail brakes. The 7319 current-conducting couplings or the 72021 current-conducting close couplers, the E73400/73401 lighting kits, the 73406 pickup shoe, and the

73407 marker light kit can be installed in the car. Length over the buffers approximately 28.2 cm / 11-1/8". DC wheelset E700580.

Highlights:

- Prototypical tooling change in the area of the doors.
- New interior details with open seating and compartment area.



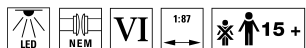
42743 Passenger Car, 2nd Class

Prototype: Austrian Federal Railroad (ÖBB) type Bmz passenger car, 2nd class. Modernized Eurofima car, not pressure-proof. The car looks as it did around 2012.

Model: All other information can be found in the model description for 42731.

Highlights:

- Prototypical tooling change in the area of the doors.



42744 Passenger Car, 2nd Class

Prototype: Austrian Federal Railroad (ÖBB) type Bmz passenger car, 2nd class. Modernized Eurofima car, not pressure-proof. The car looks as it did around 2012.

Model: All other information can be found in the model description for 42731.

Highlights:

- Prototypical tooling change in the area of the doors.



42744

42743

42731

39849



37214 Class G 2000 BB Vossloh Diesel Locomotive

Prototype: Class G 2000 BB Vossloh heavy diesel locomotive with symmetrical cabs. Locomotive owned by the railroad service company RTS Rail Transport Service GmbH, registered in Germany. The locomotive looks as it did in Era VI.

Model: The locomotive has an mfx+ digital decoder and extensive sound and light functions. It also has controlled high-efficiency propulsion with a flywheel, centrally mounted. All 4 axles powered by means of cardan shafts. Traction tires. The triple headlights and dual red marker lights change over with the direction of travel, will work in conventional operation, and can be controlled digitally. The headlights at Locomotive Ends 2 and 1 can be turned off separately in digital operation. When the headlights are off at both ends, the "double ‚A‘ light" function is on at both

ends. The cabs have lighting and it can be controlled separately at both ends in digital operation. Maintenance-free warm white and red LEDs are used for the lighting. The locomotive has many separately applied details. The side handrails on the frame are constructed of metal. The locomotive has detailed buffer beams. Brake hoses that can be mounted on the end of the locomotive are included. End covers are included and can be mounted on the buffer beam.

Length over the buffers 20 cm / 7-7/8".

Highlights:

- **Frame and parts of the body constructed of metal.**
- **Cab lighting can be controlled separately in digital operation.**
- **"World of Operation" mfx+ digital decoder and extensive operation and sound functions included.**

Digital Functions	CU	MS	MS 2	CS1	CS2-3	CS2-3
Headlight(s)						
Engineer's cab lighting						Conductor's Whistle
Diesel locomotive op. sounds						Switching maneuver
Warning Sound						"Switcher Double "A" Light"
Engineer's cab lighting						
Sound of squealing brakes off						
Headlight(s): Cab2 End						
Whistle for switching maneuver						
Headlight(s): Cab1 End						
Direct control						
Sanding						
Sound of Couplers Engaging						
Blower motors						
Letting off Air						
Buffer to buffer						
Replenishing fuel						



47099 "Ballast Transport" Low Side Car Set

Prototype: 2 Austrian RTS type Res four-axle low side cars. European standard design with a length of 19.90 meters / 65 feet 3-7/16 inches. Each loaded with ballast. The cars look as they did in Era VI.

Model: The trucks are type Y 25. The cars have metal inserts for good running characteristics. The underbody is specific to the cars. The cars have many separately applied details. Total length over the buffers approximately 46 cm / 18-1/8". DC wheelset E700580.

Highlights:

- **Different car numbers.**
- **Both cars loaded with ballast.**



47099

47099

37214



48937 Beer Refrigerator Car

Prototype: Two-axle beer refrigerator car with a high mounted brakeman's stand. Privately owned car in the fictitious paint and lettering scheme for the brewery Schwechat in Austria, basic color of red. Used on the ÖBB / Austrian Federal Railroad. The car looks as it did in Era III, beginning of the Sixties.

Model: The car has fixed cold-storage area doors and a horizontal board structure. It also has a high mounted brakeman's stand. Length over the buffers approximately 10.6 cm / 4-3/16". DC wheelset E700270.

Highlights:

- Striking red paint scheme included.



47110 "DB Schenker" Deep Well Flat Car Set

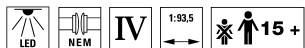
Prototype: Deep well flat car set for Rail Cargo Austria. The set consists of two type Sdggkms flat cars for transporting containers, truck interchangeable load units, or semi-rig trailers. Each car loaded with a curtain tarp semi-rig trailer from DB Schenker.

Model: The frames, floors, and load wells on the cars are constructed of metal. The cars have special design low-mounted trucks. The cars have many separately applied details. They also have rectangular buffers. The load restraints are adjustable. Each car is loaded with a curtain tarp semi-rig trailer. The cars have different car numbers. They are individually packaged. Total length over the buffers 38 cm / 14-15/16". DC wheelset E320577.

Highlights:

- Cars and trailers each have different car and registration numbers.





43281 Passenger Car, 1st Class

Prototype: French State Railroad (SNCF) Eurofima design type A9u compartment car, 1st class. The car looks as it did around 1979.

Model: The minimum radius for operation is 360 mm / 14-3/16". The car has an underbody specific to the car type. It also has Fiat type Y0270 S trucks without lateral motion shock absorbers and without magnetic rail

brakes. The 7319 current-conducting couplings or the 72021 current-conducting close couplers, the E73400/73401 lighting kits, the 73406 pickup shoe, and the 73407 marker light kit can be installed in the car. A set of decals with car routing signs is included.

Length over the buffers approximately 28.2 cm / 11-1/8".
 DC wheelset E700580.



SNCF® is a registered brand of SNCF Mobilités.
 All rights reserved.



47102 Sliding Tarp Car Set

Prototype: 2 different design four-axle sliding tarp cars. 1 type Rils long four-axle sliding tarp car. European standard design with a length of 19.90 meters / 65 feet 3-7/16 inches. 1 type Shimms short four-axle sliding tarp car. Privately owned cars for the firm Ermewa, registered in France. The cars look as they did around 2014.

Model: The cars' trucks are type Y 25. The cars have many separately applied details. Closed tarps are modelled on the cars. The cars have different car numbers. Both cars are individually packaged and also have a master package.

Length over the buffers for the type Rils 22.9 cm / 9".

Length over the buffers for the type Shimms 13.8 cm / 5-7/16".

DC wheelset E700580.



See Page 191 for an explanation of the symbols and age information.



39214 Class 212 Diesel Locomotive

Prototype: Class 212 diesel locomotive painted and lettered for the French construction firm Colas Rail. "Traffic Orange" / golden yellow basic paint scheme. Without a visible road number.

Model: The locomotive has an mfx+ digital decoder and extensive sound functions. It also has controlled high-efficiency propulsion with a flywheel, centrally mounted. All 4 axles powered by cardan shafts. Traction tires. Triple headlights and dual red marker lights change over with the direction of travel, will work in conventional operation, and can be controlled digitally. The headlights at Locomotive End 2 and 1 can be turned off separately in digital operation. When the headlights are off at both ends of the locomotive, then the double "A" light function is on at both ends. Maintenance-free warm white and red LEDs are used for the lighting. The locomotive has detailed buffer beams. Brake hoses that can be installed on the locomotive are included. Length over the buffers 14.1 cm / 5-9/16".

Highlights:

- "World of Operation" mfx+ digital decoder.
- DCC capable.
- Extensive sound functions.



Digital Functions	CU	MS	MS2	CS1	CS2-3	CS2-3
Headlight(s)						Sanding
Coupler sounds						
Diesel locomotive op. sounds						
High Pitch Horn						
Direct control						
Sound of squealing brakes off						
Headlight(s): Cab2 End						
Low Pitch Horn						
Headlight(s): Cab1 End						
"Switcher Double "A" Light"						
Letting off Air						
Brake Compressor						
Switching maneuver						
Replenishing fuel						
Rail Joints						
Blower motors						

Very striking paint scheme in orange/yellow



47103 "Colas Rail" Freight Car Set

Prototype: French construction train painted and lettered for Colas Rail, used on the SNCF. 3 different design freight cars. 1 boxcar, 1 French type Uas special car (derived from a type Res), and 1 tank car.

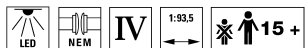
Model: The 2-axle boxcar is in dark brown with yellow hand wheels. The 4-axle low side car as a French special car is also in dark brown with yellow hand wheels and a load of ballast. The tank car is in orange/yellow. It is a 2-axle car in a very striking paint scheme. Total length over the buffers approximately 44.5 cm / 17-1/2". DC wheelset E700580.

Highlights:

- Low side car includes a load of ballast.
- Tank car includes a very striking paint scheme.



SNCF® is a registered brand of SNCF Mobilités. All rights reserved.



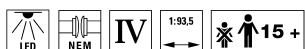
42911 Passenger Car, 1st Class

Prototype: Italian State Railroad (FS) Eurofima design type Az compartment car, 1st class. The car looks as it did around 1979.

Model: The minimum radius for operation is 360 mm / 14-3/16". The car has an underbody specific to the car type. It also has Fiat type Y0270 S trucks with lateral motion shock absorbers and magnetic rail brakes. The

7319 current-conducting couplings or the 72021 current-conducting close couplers, the E73400/73401 lighting kits, the 73406 pickup shoe, and the 73407 marker light kit can be installed in the car. A set of decals with car routing signs is included.

Length over the buffers approximately 28.2 cm / 11-1/8".
 DC wheelset E700580.



42922 Passenger Car, 2nd Class

Prototype: Italian State Railroad (FS) Eurofima design type Bz compartment car, 2nd class. The car looks as it did around 1979.

Model: The minimum radius for operation is 360 mm / 14-3/16". The car has an underbody specific to the car type. It also has Fiat type Y0270 S trucks with lateral motion shock absorbers and magnetic rail brakes. The

7319 current-conducting couplings or the 72021 current-conducting close couplers, the E73400/73401 lighting kits, the 73406 pickup shoe, and the 73407 marker light kit can be installed in the car. A set of decals with car routing signs is included.

Length over the buffers approximately 28.2 cm / 11-1/8".
 DC wheelset E700580.





36658 Class 494 Electric Locomotive



Model: The locomotive has an mfx digital decoder and extensive sound functions. It also has a special motor, centrally mounted. 4 axles powered by means of cardan shafts. Traction tires. Triple headlights and two red marker lights change over with the direction of travel, will work in conventional operation, and can be controlled digitally. The headlights at Locomotive End 2 and 1 can be turned off separately in digital operation. When the headlights at both ends are turned off, then the "Double ,A' Light" function is on at both ends. Warm white and red LEDs are used for the lighting. There are two (2) mechanically working pantographs (no power pickup from catenary). Length over the buffers 21.7 cm / 8-1/2".

This model can be found in a DC version in the Trix H0 assortment under item number 22669.

Digital Functions	CU	MS	MS 2	CS1	CS2-3
Headlight(s)					
Stat. Announce. – Ital.					
Electric locomotive op. sounds					
Horn					
Direct control					
Sound of squealing brakes off					
Headlight(s): Cab2 End					
Horn					
Headlight(s): Cab1 End					
Stat. Announce. – Ital.					
Blower motors					
Sound of Couplers Engaging					
Compressor					
Letting off Air					
Sanding					
Coupler sounds					

Prototype: Mercitalia Rail class 494 electric locomotive. Built by Bombardier as a regular production locomotive from the TRAXX DC3 type program. The locomotive looks as it did in 2018.



47871

36658



47871 "Italy Era VI" Freight Car Set

Prototype: Three (3) different FS Trenitalia freight cars. Two (2) type Hbbillns sliding wall boxcars in different paint schemes and a type Shimmns sliding tarp car.

Model: The sliding wall boxcars have separately applied steps. Length over the buffers 17.8 cm / 7".

The sliding tarp car has a closed tarp and a hand wheel for setting brakes on the car from the ground. The car has type Y 25 trucks.

Length over the buffers approximately 13.8 cm / 5-7/16".

All of the cars are individually packaged.

Length over the buffers approximately 49.5 cm / 19-1/2".

DC wheelset E700580.





46019 High Side Gondola Set

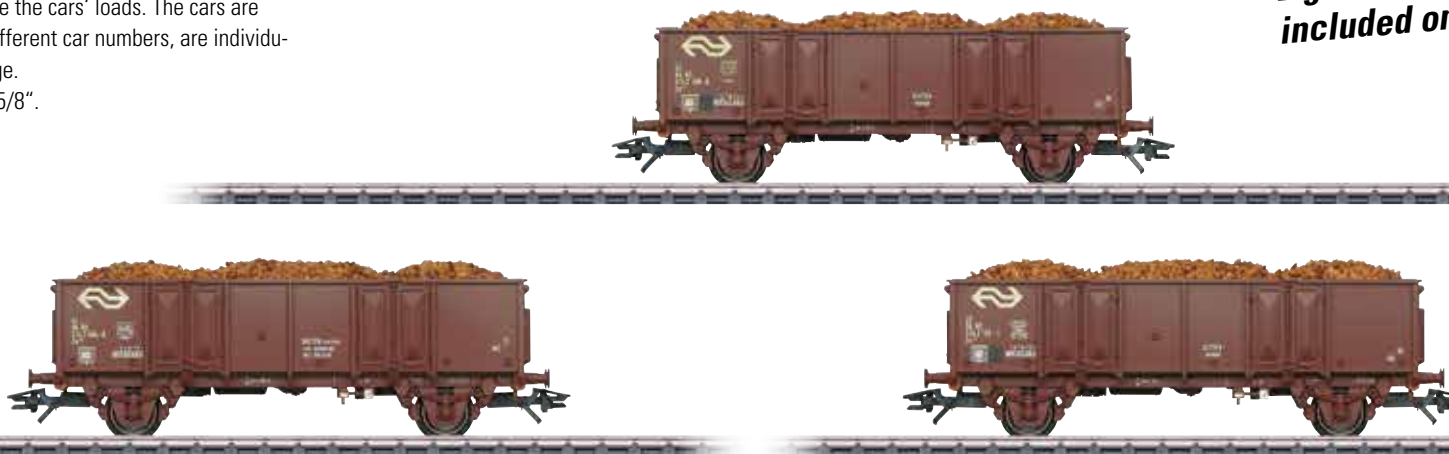
Prototype: 3 Dutch State Railways (NS) type Eo high side gondolas. Two (2) double doors on each side. The cars look as they did at the end of the Eighties.

Model: Inserts modelling sugar beets are the cars' loads. The cars are lightly weathered. All of the cars have different car numbers, are individually packaged, and have a master package. Total length over the buffers 32 cm / 12-5/8". DC wheelset per car E700580.

Highlights:

- High side gondolas used for transporting sugar beets in unit trains.

Light weathering included on all cars



37130 Class 1200 Electric Locomotive

Prototype: Dutch State Railways class 1200 electric locomotive. Road number 1217.

Model: The locomotive has an mfx+ digital decoder and extensive sound functions. The locomotive also has controlled high-efficiency propulsion. 4 axles powered. Traction tires. The triple headlights and dual red marker lights change over with the direction of travel, will work in conventional operation, and can be controlled digitally. Maintenance-free warm white and red LEDs are used for the lighting. The locomotive has separately applied metal grab irons. Brake hoses can be mounted on the buffer beam. Length over the buffers approximately 20.8 cm / 8-3/16".

Highlights:

- Multi-protocol decoder.



Digital Functions	CU	MS	MS 2	CS1	CS2-3
Headlight(s)					
Stat. Announce. – Dutch					
Electric locomotive op. sounds					
Horn					
Direct control					
Sound of squealing brakes off					
Headlight(s): Cab2 End					
High Pitch Horn					
Headlight(s): Cab1 End					
Blower motors					
Conductor's Whistle					
Compressor					
Letting off Air					
Coupler sounds					
Switching maneuver					



36629 Class E 186 Electric Locomotive

The 160 km/h / 100 mph fast class (E) 186 TRAXX racers have done more than just conquer the high-speed route on the Dutch Railways (NS). They can also be found in upmarket express train service. The HVG V250 trains from AnsaldoBreda were actually planned for service on the Dutch HSL-Zuid high-speed route. Leased E 186 units designed for 160 km/h / 100 mph had to jump in as replacements and were used in regular schedules starting in September of 2009 on the route Amsterdam – Schiphol – Rotterdam – Breda. In the wake of successful results, current planning foresees all ICRm trains with PRIO cars with “Sandwich” motive power (one locomotive at each end of the train) with the E 186 units. At present, the NS has available 20 leased E 186 units as well as 30 units of the newly ordered E 186 001-045.

Prototype: Dutch Railways (NS) class E 186 electric locomotive. The locomotive looks as it currently does in real life.

Model: The locomotive has an mfx digital decoder and extensive sound functions. It also has a special motor, centrally mounted. 4 axles powered by means of cardan shafts.

Traction tires. The locomotive has triple headlights and dual red marker lights that will work in conventional operation and that can be controlled digitally. The headlights at Locomotive End 2 and 1 can be turned off separately in digital operation. When the headlights at both ends are turned off, then the “Double ,A’ Light” function is on at both ends. Maintenance-free warm white and red LEDs are used for the lighting. 4 mechanically working (not connected for catenary power) pantographs. Length over the buffers 21.7 cm / 8-1/2”.

Highlights:

- **Locomotive includes a new road number.**
- **mfx decoder and a variety of light and sound functions included.**
- **Locomotive includes a metal body.**

The express train passenger car set to go with this locomotive can be found in the Märklin H0 assortment under item number 42648.

Digital Functions	CU	MS	MS 2	CST	CS2-3
Headlight(s)	█	█	█	█	█
Operating Sounds 1	█	█	█	█	█
Electric locomotive op. sounds	█	█	█	█	█
Horn	█	█	█	█	█
Direct control	█	█	█	█	█
Sound of squealing brakes off	█	█	█	█	█
Headlight(s): Cab2 End	█	█	█	█	█
Whistle for switching maneuver	█	█	█	█	█
Headlight(s): Cab1 End	█	█	█	█	█
Sound of Couplers Engaging	█	█	█	█	█
Operating Sounds 2	█	█	█	█	█
Letting off steam / air	█	█	█	█	█
Blower motors	█	█	█	█	█
Conductor's Whistle	█	█	█	█	█
Rail Joints	█	█	█	█	█

Reissue with a new road number





48936 Type G 10 Boxcar

Prototype: Type G 10 two-axle refrigerator car with a brakeman's cab. Here as a privately owned car for Coca-Cola®, used on the Dutch State Railways (NS). With advertising lettering. Car number 554181. The car looks as it did in Era III.

Model: The refrigerator car has separately applied handrails on the ends. Length over the buffers approximately 11 cm / 4-5/16". DC wheelset E70 0270.

One-time series in the Coca-Cola® design




©2018 The Coca-Cola Company. All rights reserved.



47806 Type Sggrs Double Container Transport Car

Prototype: Type Sggrs 80 6-axle double container transport car with articulation, for combined freight service. Black basic paint scheme. Privately owned car for RailReLease B.V., Rotterdam, Netherlands, registered in the Netherlands. Loaded with two (2) 40-foot box containers. The car looks as it did around 2016.

Model: The car has prototypically partially open flat car floors constructed of metal with striking "fish belly" side sills. It also has type Y 25 trucks. Both flat car halves are mounted on the center truck and can pivot. The underside of the flat car floors has separately applied brake lines and air tanks. There are folding walkover plates on the upper side of the flat car floors above the center truck in the area of articulation. The grab irons on the ends of the car and switching hooks are separately applied. The car is loaded with two (2) 40-foot box containers that can be removed. Length over the buffers 30.7 cm / 12-1/16". DC wheelset E700580.

Highlights:

- ✦ Detailed version constructed mostly of metal.
- ✦ Used in container trains as unit trains in seaport – inland service.
- ✦ Containers can be removed and stacked.



Trix 24802

47808

47805

47806

37219


48833 Type Ghs Boxcar

Prototype: Type Ghs Association Design "Oppeln" boxcar. Short version, without a brakeman's cab and without a brakeman's platform. Here as a privately owned car for Coca-Cola®, used on the Belgian State Railways (SNCB/NMBS). With advertising lettering. Car number 257586. The car looks as it did in Era III.

Model: Length over the buffers approximately 10.4 cm / 4-1/8".
 DC wheelset E700580.

One-time series in the Coca-Cola® design



©2018 The Coca-Cola Company. All rights reserved.


46029 High Side Gondola Set

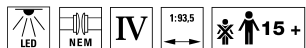
Prototype: 3 Belgian State Railways (SNCB/NMBS) type "Klagenfurt" two-axle high side gondolas. Moss green basic paint scheme. One (1) double door on each side and truss rods. The cars look as they did at the beginning to the middle of the Fifties.

Model: Inserts of real scale-sized coal are loads for all of the cars. The cars are lightly weathered. All of the cars have different car numbers, are individually packaged, and have a master package. Total length over the buffers 35.0 cm / 13-3/4".
 DC wheelset per car E700580.

Highlights:
 ➤ Freight loads of real coal.

All of the cars include light weathering





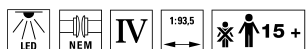
43511 Passenger Car, 1st Class

Prototype: Belgian State Railroad (SNCB/NMBS) Eurofima design type A16 compartment car, 1st class. The car looks as it did around 1979.

Model: The minimum radius for operation is 360 mm / 14-3/16". The car has an underbody specific to the car type. It also has Fiat type Y0270 S

trucks without lateral motion shock absorbers and without magnetic rail brakes. The 7319 current-conducting couplings or the 72021 current-conducting close couplers, the E73400/73401 lighting kits, the 73406 pickup shoe, and the 73407 marker light kit can be installed in the car. A set of decals with car routing signs is included.

Length over the buffers approximately 28.2 cm / 11-1/8".
DC wheelset E700580.



43521 Passenger Car, 2nd Class

Prototype: Belgian State Railroad (SNCB/NMBS) Eurofima design type B16 compartment car, 2nd class. The car looks as it did around 1979.

Model: The minimum radius for operation is 360 mm / 14-3/16". The car has an underbody specific to the car type. It also has Fiat type Y0270 S

trucks without lateral motion shock absorbers and without magnetic rail brakes. The 7319 current-conducting couplings or the 72021 current-conducting close couplers, the E73400/73401 lighting kits, the 73406 pickup shoe, and the 73407 marker light kit can be installed in the car. A set of decals with car routing signs is included.

Length over the buffers approximately 28.2 cm / 11-1/8".
DC wheelset E700580.





47808 Type Sggrss Double Container Transport Car

Prototype: Type Sggrss 80 6-axle double container transport car with articulation, for combined freight service. Reddish brown basic paint scheme. Privately owned car for the firm Touax, registered in Belgium. Loaded with two (2) 40-foot box containers. The car looks as it currently does in real life.

Model: The car has prototypically partially open flat car floors constructed of metal with striking "fish belly" side sills. It also has type Y 25 trucks. Both flat car halves are mounted on the center truck and can pivot. The underside of the flat car floors has separately applied brake lines and air tanks. There are folding walkover plates on the upper side of the flat car floors above the center truck in the area of articulation. The grab irons on the ends of the car and switching hooks are separately applied. The car is loaded with two (2) 40-foot box containers that can be removed. Length over the buffers 30.7 cm / 12-1/16". DC wheelset E700580.

Highlights:

- **Detailed version constructed mostly of metal.**
- **Used in container trains as unit trains in seaport – inland service.**
- **Containers can be removed and stacked.**

Modern freight electric locomotives in the classes 152, 185, 189, or 193 to go with this car can be found in the Märklin H0 assortment.

Additional double container transport cars to form unit trains can be found under Märklin item numbers 47805, 47806 as well as Trix item number 24802.

Containers can be removed and stacked





39678 Class 53 Diesel Locomotive

Prototype: Belgian State Railways (SNCB/NMBS) class 53 diesel locomotive. Version with four lamps at the ends, electric brakes, and without a heating boiler. Green paint scheme with yellow stripes. Road number 5319.

Model: The locomotive has an mfx+ digital decoder and extensive sound functions. It also has controlled high-efficiency propulsion, centrally mounted. 4 axles powered by means of cardan shafts. Traction tires. The dual headlights and dual red marker lights change over with the direction of travel, will work in conventional operation, and can be controlled digitally. The headlights at Locomotive End 2 and 1 can be turned off separately in digital operation. The cab lighting can be controlled digitally and changes over with the direction of travel. The switching range can be controlled digitally along with the switching lights. Maintenance-free, warm white and red LEDs are used for the lighting. The locomotive has separately applied metal grab irons. The engineer's cabs have interior details in relief. Length over the buffers 21.7 cm / 8-1/2".

Highlights:

- **Four lamps at each end for the first time.**
- **Prototypical roof with five fans for the first time.**
- **Multi-protocol decoder with "World of Operation" mfx+ function.**
- **Numerous light functions that can be controlled digitally.**

Digital Functions	CU	MS	MS 2	CS1	CS2-3
Headlight(s)					
Engineer's cab lighting					
Diesel locomotive op. sounds					
Horn					
Direct control					
Sound of squealing brakes off					
Headlight(s): Cab2 End					
Horn					
Headlight(s): Cab1 End					
Sanding					
Blower motors					
Conductor's Whistle					
Compressor					
Letting off Air					
Switching maneuver					

Prototypical roof with five fans for the first time





| 46874

| 46873

| 39678



39954 Class Z 161 Powered Rail Car

Prototype: Class Z 161 rail bus motor car based on the class VT 95.9 rail bus. Luxembourg State Railways (CFL). Without a skylight window above the engineer's stand. The rail bus looks as it did around 1964/65.

Model: The rail bus has an mfx+ digital decoder and extensive sound and light functions. It also has controlled high-efficiency propulsion. 2 axles powered. Traction tires. The rail bus has factory-installed interior lighting. The rail bus has triple headlights and dual red marker lights that change over with the direction of travel, will work in conventional operation, and can be controlled digitally. The headlights at the Engineer's Stand 2 and 1 can be turned off separately. Maintenance-free warm white and red LEDs are used for the headlights, marker lights, and interior lighting. The engineer's stands and the car's interior allows an open view through the windows. Brake hoses and a drawbar coupling for attaching a car with a standard coupler pocket at a standard height are included. Length over the buffers 15.2 cm / 6".

Highlights:

- ✦ "World of Operation" mfx+ digital decoder and extensive operation and sound functions included.
- ✦ Factory-installed interior lighting.

This model can be found in a DC version in the Trix H0 assortment under item number 22395.

Digital Functions	CU	MS	MS 2	CS1	CS2-3
Headlight(s)	█	█	█	█	█
Interior lights	█	█	█	█	█
Diesel locomotive op. sounds	█	█	█	█	█
Warning Sound	█	█	█	█	█
Direct control	█	█	█	█	█
Sound of squealing brakes off	█	█	█	█	█
Rear Headlights off	█	█	█	█	█
Conductor's Whistle	█	█	█	█	█
Front Headlights off	█	█	█	█	█
Doors Closing	█	█	█	█	█
Rail Joints	█	█	█	█	█
Letting off Air	█	█	█	█	█
Toilet being flushed	█	█	█	█	█
Replenishing fuel	█	█	█	█	█
Sanding	█	█	█	█	█





48935 Type G 10 Boxcar

Prototype: Type G 10 boxcar with insulation. Here as a privately owned car for Coca-Cola®, used on the Danish State Railways (DSB). With advertising lettering. Car number 99661. The car looks as it did in Era III.

Model: The side walls have a horizontal board structure. The car has fixed cold-storage area doors.

Length over the buffers approximately 10.6 cm / 4-3/16".

DC wheelset E700270.

*One-time series in the
Coca-Cola® design*



©2018 The Coca-Cola Company. All rights reserved.



39677 Class MY Diesel Locomotive

Prototype: Danish State Railways (DSB) class MY diesel locomotive. Version with three lamps at the ends, a heating boiler, two filler openings per side, and switching platforms at both ends. Black and red paint scheme. Road number 1110. The locomotive looks as it did around 1998.

Model: The locomotive has an mfx+ digital decoder and extensive sound functions. It also has controlled high-efficiency propulsion, centrally mounted. 4 axles powered by means of cardan shafts. Traction tires. The triple headlights and dual red marker lights change over with the direction of travel, will work in conventional operation, and can be controlled digitally. The headlights at Locomotive End 2 and 1 can be turned off separately in digital operation. The cab lighting can be controlled digitally and changes over with the direction of travel. The switching lights can be controlled digitally. Maintenance-free, warm white and red LEDs are used for the lighting. The locomotive has separately applied switching platforms. It also has separately applied metal grab irons. The engineer's cabs have interior details in relief. Length over the buffers 21.7 cm / 8-1/2".

Highlights:

- Multi-protocol decoder with "World of Operation" mfx+ function.
- Separately applied switching platforms.
- Prototypical with two sand filler openings.

Digital Functions	CU	MS	MS2	CS1	CS2-3	CS2-3
Headlight(s)						Station Announcements
Engineer's cab lighting						Operating sounds
Diesel locomotive op. sounds						Coupler sounds
Horn						Grade crossing
Direct control						Replenishing fuel
Sound of squealing brakes off						
Headlight(s): Cab2 End						
Horn						
Headlight(s): Cab1 End						
Sanding						
Blower motors						
Conductor's Whistle						
Compressor						
Letting off Air						
Switching maneuver						
Light Function						





46934 "Military Transport" Low Side Car Set

Prototype: Three Danish State Railways (DSB) type Kbs low side cars, loaded with different Danish Army vehicles. Version with a brakeman's platform. The prototypes of the military vehicles are: the light armored M113 personnel carrier, an S404 Unimog, and the Wolf gl.

Model: The stakes can be removed. Vehicle restraints and stakes that can be mounted on the car are included. The military vehicles are constructed mostly of metal. They have authentic paint schemes and are lettered with identifying marks. The models of military vehicles are from Schuco. All of the models are individually packaged.


Length over the buffers per car approximately 15.7 cm / 6-3/16".

Total length over the buffers approximately 47.5 cm / 18-11/16".

DC wheelset E700580.

Highlights:

- **Military vehicles constructed mostly of metal and with authentic paint schemes.**



48795 Type Slmmps Heavy-Duty Flat Car Set

Prototype: Three (3) Danish State Railways (DSB) type Slmmps heavy-duty flat cars, loaded with Leopard 1A5 combat tanks for the Danish army.

Model: The flat car frames are constructed of metal. Load restraints are included. The models of the military vehicle have an underbody and superstructure constructed of metal. Caterpillar tracks and other separately applied components are made of detailed plastic parts. The turret and the weapon can be moved. The units have authentic paint schemes. The units are lettered with identifying marks. The models of the military vehicle come from Schuco. The cars and tanks are individually packaged.


Total length over the buffers approximately 37.5 cm / 14-3/4".

DC wheelset E700580.

A diesel locomotive to go with this car set can be found in the Märklin H0 assortment under item number 39677.

Highlights:

- **Prototypical tooling changes for the Danish Army variation of the Leopard.**





45084 "Saab 92" Stake Car Set

Prototype: Two Swedish State Railways (SJ) type Oms flat cars with side walls and stakes made of profile shapes. Universal and standard cars for many years.

Model: The car bodies have built-in side walls. Stakes can be mounted on the cars. The car floors have separately applied truss rods and steps. They also have different car numbers. Stakes that can be mounted on the cars are included. The cars are loaded with four models off the Saab 92 in different colors. The cars are new tooling from the firm Brekina. Total length over the buffers approximately 28.5 cm / 11-1/4". DC wheelset E700580.

Highlights:

- Saab 92 as new tooling from the firm Brekina. Four models off the Saab 92 in different colors.



Loaded with two (2) each Saab 92 models as new tooling from the firm Brekina



47366 Type Gbs Boxcar

Prototype: Swedish State Railways (SJ) type Gbs two-axle boxcar. With advertising lettering. The car looks as it did in Era IV.

Model: Length over the buffers 16.2 cm / 6-3/8". DC wheelset E700580.

One-time series in the Coca-Cola® Design





36184 Class 193 Electric Locomotive

Prototype: ELL Vectron class 193 electric locomotive leased to the Swedish transportation company Snälltåget. Built by Siemens as a regular production locomotive from the Vectron type program. The locomotive looks as it did around in 2018.

Model: This electric locomotive is constructed of metal and includes an mfx digital decoder and extensive sound functions. It also has a special motor, centrally mounted. 4 axles powered by means of cardan shafts. Traction tires. Triple headlights and dual red marker lights change over with the direction of travel, will work in conventional operation, and can be controlled digitally. The headlights at Locomotive End 2 and 1 can be turned off separately in digital operation. When the headlights at both ends are turned off, then the "Double „A' Light" function is on at both ends. Warm white and red LEDs are used for the lighting. There are 2 mechanically working pantographs (no power pickup from catenary).

Length over the buffers 21.8 cm / 8-9/16".

Both locomotive sides painted and lettered differently

Highlights:

- **Different locomotive sides.**
- **Locomotive includes a built-in mfx decoder and a variety of sound functions.**

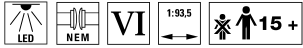
Digital Functions	CU	MS	MS 2	CS1	CS2-3
Headlight(s)					
Operating Sounds 1					
Electric locomotive op. sounds					
Low Pitch Horn					
Direct control					
Sound of squealing brakes off					
Headlight(s): Cab2 End					
High Pitch Horn					
Headlight(s): Cab1 End					
Sound of Couplers Engaging					
Operating Sounds 2					
Blower motors					
Horn					
Horn					
Station Announcements					

Right side of locomotive



Left side of locomotive





42906 Passenger Car Set

Prototype: Four Swedish compartment cars. Representation of the "Berlin-Malmö Express". Lettered on one side with "Snälltåget" and on the other side with the stations served (Are, Stockholm, Malmö, Berlin), each in different colors. The cars look as they currently do in real life.

Model: The minimum radius for operation is 360 mm / 14-3/16". The cars have underbodies and skirting specific to the car types. The cars have single-piece door windows. The trucks are type MD heavy 366 with disk brakes, magnetic rail brakes, and lateral motion shock absorbers. The 7319 current-conducting couplings or the 72020/72021 current-conducting close couplers, the E73400/73401 lighting kits (2 per car), the 73406 pickup shoe, and the 73407 marker light kit can be installed in the car. Total length over the buffers approximately 57 cm / 22-7/16". DC wheelset E700580.

Highlights:

- Single-piece door windows.
- Car sides differently painted and lettered.
- Different car numbers.
- Individually packaged.



Left car side



Right car side



Left car side



Right car side



Left car side



Right car side



Left car side



Right car side

Both car sides painted and lettered differently



47434 Type Sgns Container Transport Car

Prototype: Type Sgns four-axle container transport car for combined load service. Privately owned car for AAE CARGO AG. Loaded with two 20-foot interchangeable containers with advertising lettering. The car looks as it did around 2016. One-time series.

Model: The car has type Y 25 trucks. It also has a prototypically partially open flat car floor constructed of metal with striking “fish belly” side sills. A hand wheel is included for setting brakes on the car from the ground. The car is loaded with two (2) 20-foot interchangeable containers that can be removed. Length over the buffers 22.7 cm / 8-15-16”. DC wheelset E700580.

One-time series in the Coca-Cola® Design



©2018 The Coca-Cola Company. All rights reserved.



47219 Type Shimmns 62 Sliding Tarp Car Set

Prototype: Three type Shimmns 62 short, four-axle sliding tarp cars for the firm AAE, leased to SSAB Tunplat AB. The cars look as they did around 2015.

Model: All of the cars have closed tarps. The trucks are the modern type Y25Lsd1 with double brake shoes. All of the cars have different car numbers and each is individually packaged. There is also a master package. Length over the buffers per car approximately 13.8 cm / 5-7/16”. DC wheelset per car E700580.





39466 Class EL 18 Electric Locomotive

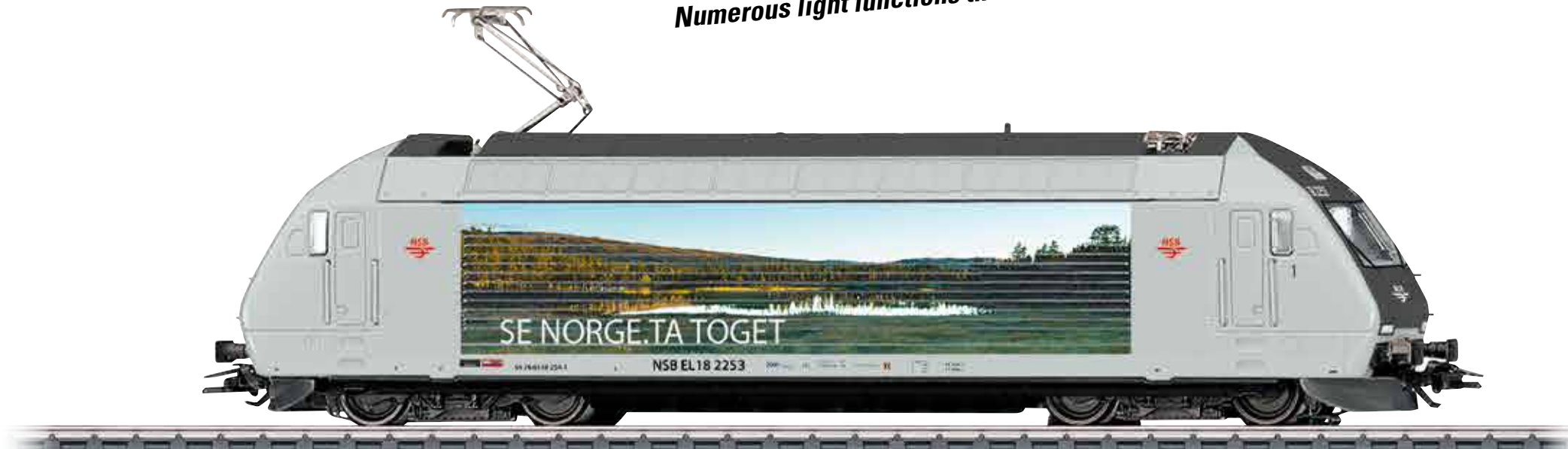
Prototype: Norwegian State Railways (NSB) class EL 18 electric locomotive. Includes the image themes of lake and pine forest and coast and sea. Road number 2253.

This model can be found in a DC version in the Trix H0 assortment under item number 22910.

Model: The locomotive has an mfx+ digital decoder and extensive sound functions. It also has controlled high-efficiency propulsion, centrally mounted. 4 axles powered. Traction tires. The triple headlights and dual red marker lights change over with the direction of travel, will work in conventional operation, and can be controlled digitally. The headlights at Locomotive Ends 2 and 1 can be turned off separately in digital operation. The locomotive has long-distance headlights that can be controlled digitally. The cab lighting changes over with the direction of travel and can be controlled digitally. Maintenance-free warm white and red LEDs are used for the lighting. The locomotive has separately applied metal grab irons. The cabs have interior details. Length over the buffers 21.3 cm / 8-3/8".

Digital Functions	CU	MS	MS 2	CS1	CS2-3
Headlight(s)					
Light Function					
Electric locomotive op. sounds					
Horn					
Long distance headlights					
Engineer's cab lighting					
Headlight(s): Cab2 End					
Horn					
Headlight(s): Cab1 End					
Sound of squealing brakes off					
Direct control					
Blower motors					
Compressor					
Letting off Air					
Sanding					
Train announcement					
Switching maneuver					

Numerous light functions that can be controlled digitally





36206 Class 380 Electric Locomotive

Prototype: Czech State Railroad (ČD) class 380 (Škoda type 109 E) electric locomotive. With advertising lettering Designed by INTUO®. The locomotive looks as it did in 2017. Road number 380 004-2.

Model: This electric locomotive is constructed of metal and includes an mfx digital decoder and extensive sound functions. It also has a special motor, centrally mounted. 4 axles powered by means of cardan shafts. Traction tires. Triple headlights and dual red marker lights change over with the direction of travel, will work in conventional operation, and can be controlled digitally. The headlights at Locomotive End 2 and 1 can be turned off separately in digital operation. When the headlights at both ends are turned off, then the "Double, A' Light" function is on at both ends. Warm white and red LEDs are used for the lighting. There are 2 -mechanically working pantographs (no power pickup from catenary). Length over the buffers approximately 20.7 cm / 8-1/8".

Advertising lettering Designed by INTUO®

Passenger cars to go with this locomotive can be found in the Märklin H0 assortment under item numbers 42745, 42746, and 43762.

This model can be found in a DC version in the Trix H0 assortment under item number 22289.

One-time series.

Digital Functions	CU	MS	MS 2	CS1	CS2-3
Headlight(s)					
Station Announcements					
Electric locomotive op. sounds					
Horn					
Direct control					
Sound of squealing brakes off					
Headlight(s): Cab2 End					
High Pitch Horn					
Headlight(s): Cab1 End					
Doors Closing					
Blower motors					
Conductor's Whistle					
Compressor					
Letting off Air					
Sanding					
Station Announcements					



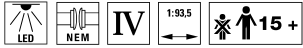
43762

42746

42745

36206

See Page 191 for an explanation of the symbols and age information.

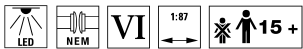


43762 Passenger Car, 1st Class

Prototype: Czech State Railroad (ČD) type Apmz 143 passenger car. Blue-gray paint scheme.

Model: This car is based on a type Bpmz 293.2 open seating car. The minimum radius for operation is 360 mm / 14-3/16". The car has type MD trucks without a generator. The 7319 current-conducting couplings or the 72021 current-conducting close couplers, the E73400/73401 lighting kits, and the 73406 pickup shoe can be installed in the car. The car has imprinted train route signs.

Length over the buffers approximately 28.2 cm / 11-1/8".
DC wheelset E700580.



42745 Passenger Car, 2nd Class

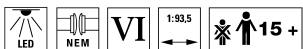
Prototype: Czech Railways (ČD) type Bmz 235 passenger car, 2nd class. Modernized Eurofima car, not pressure-proof.

Model: The minimum radius for operation is 360 mm / 14-3/16". The car has an underbody specific to the car type. It also has Fiat type Y0270 S trucks with lateral motion shock absorbers and magnetic rail brakes. The 7319 current-conducting couplings or the 72021 current-conducting close couplers, the E73400/73401 lighting kits, the 73406 pickup shoe, and the 73407 marker light kit can be installed in the car.

Length over the buffers approximately 28.2 cm / 11-1/8".
DC wheelset E700580.



Prototypical tooling change in the area of the doors



42746 Passenger Car, 2nd Class

Prototype: Czech Railways (ČD) type Bmz 235 passenger car, 2nd class. Modernized Eurofima car, not pressure-proof.

Model: The minimum radius for operation is 360 mm / 14-3/16". The car has an underbody specific to the car type. It also has Fiat type Y0270 S trucks with lateral motion shock absorbers and magnetic rail brakes. The 7319 current-conducting couplings or the 72021 current-conducting close couplers, the E73400/73401 lighting kits, the 73406 pickup shoe, and the 73407 marker light kit can be installed in the car.

Length over the buffers approximately 28.2 cm / 11-1/8".
DC wheelset E700580.



Prototypical tooling change in the area of the doors



36204 Class 381 Electric Locomotive

Prototype: Slovakian Railroad Company (ŽSSK) class 381 (Škoda type 109 E) electric locomotive. The locomotive looks as it did in 2015. Road number 381 002-5.

Model: This electric locomotive is constructed of metal and includes an mfx digital decoder and extensive sound functions. It also has a special motor, centrally mounted. 4 axles powered by means of cardan shafts. Traction tires. Triple headlights and dual red marker lights change over with the direction of travel, will work in conventional operation, and can be controlled digitally. The headlights at Locomotive End 2 and 1 can be turned off separately in digital operation. When the headlights at both ends are turned off, then the "Double ‚A‘ Light" function is on at both ends. Warm white and red LEDs are used for the lighting. There are 2 mechanically working pantographs (no power pickup from catenary). Length over the buffers approximately 20.7 cm / 8-1/8".

Highlights:

- **Locomotive includes an mfx decoder and a variety of sound functions.**
- **Couplers with a guide mechanism.**

This model can be found in a DC version in the Trix H0 assortment under item number 22186.

Digital Functions	CU	MS	MS 2	CS1	CS2-3
Headlight(s)					
Station Announcements					
Electric locomotive op. sounds					
Horn					
Direct control					
Sound of squealing brakes off					
Headlight(s): Cab2 End					
Whistle for switching maneuver					
Headlight(s): Cab1 End					
Doors Closing					
Blower motors					
Conductor's Whistle					
Brake Compressor					
Letting off Air					
Sanding					
Coupler sounds					





45664 American Tank Car Set

Prototype: Three American design tank cars painted and lettered for the American company Sinclair Oil. The cars look as they did in Era III.

Model: The cars have detailed partially open metal frames and separately applied details. The trucks are detailed and have special wheel sets. The cars have different lettering and car numbers. The couplers can be replaced by other types. The cars are individually packaged. Length over the couplers per car approximately 14 cm / 5-1/2". DC wheelsets E320552 (NEM), E320389 (RP25).



45687 "Coca Cola®" Freight Car Set

Prototype: Two American type R-40-14 refrigerator cars.

Model: Each car has different lettering and a unique, custom paint scheme. The car frames and floors are constructed of metal. The trucks are detailed and have special wheel sets. The cars have separately

applied roof catwalks and ladders, brake equipment and other details. The couplers can be replaced by other types.

Total length over the couplers approximately 31.2 cm / 12-1/4". DC wheelsets E320552 (NEM), E320389 (RP25).

Highlights:

➤ One-time series in a Coca Cola® design.



Building Kits



72793 "Himmelreich" Station Building Kit

Prototype: Himmelreich Station with a freight shed and a waiting area. Located on the well-known Höllental Railroad in the Black Forest, in its previous condition before its renovation.

Model: All of the components are made of special high-quality architectural cardstock precision cut with a laser. The masonry is finely engraved. The waiting area includes modelling of the studding. The wooden boarding of the freight shed includes wood engraving. All of the parts already have a realistic basic color. However, they can easily be given additional weathering and paintwork.

Dimensions of the finished model approximately: Length 384 mm / 15-1/8", Width 147 mm / 5-3/4", Height 134 mm / 5-1/4".

Highlights:

- Suitable for many eras.



See Page 191 for an explanation of the symbols and age information.



72886 Locomotive Shed Kit

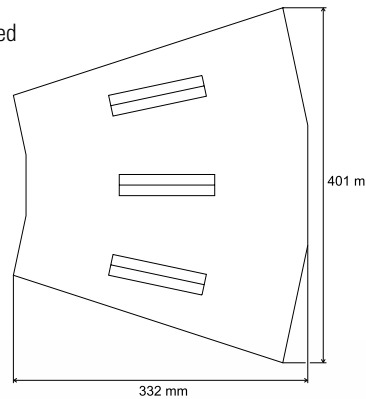
Expanding a model railroad layout with a theme world or even entire time periods is an absolute must for all model railroad fans. Our new locomotive shed kit fits into this ideally. This kit is an absolute highlight in the usual Märklin quality and includes doors that close automatically when a locomotive enters the shed. Expanded to a roundhouse and supplemented by a turntable, this will soon be the favorite place for your locomotives.

Model: The stalls are arranged on 12° angles. This kit goes well with the 74861 and 66861 (Trix H0) turntables. This kit can be used with C Track and K Track (track not included). The usable track length in the shed is about 30 cm / 11-13/16". The doors to the stalls close automatically when a locomotive enters a stall. The kit includes a set of lights with 6 maintenance-free LEDs, wired and ready for installation. A set of intermediate supports is included for connecting several locomotive sheds together without intermediate walls. Servos available in hobby shops and train specialty shops can be installed in the locomotive shed. Size 332 x 401 mm, height 115 mm / Size 13-1/16" x 15-3/4", height 4-1/2".

Highlights:

- **Can also be used for two-rail track systems.**
- **Lighting included.**
- **Doors included that close automatically.**

72886
 3-stall Locomotive Shed
 332 x 401 mm
 13-1/16" x 15-3/4"

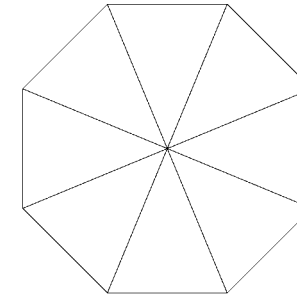


72890 Sternebeck Water Tower Building Kit

Prototype: Sternebeck water tower building kit. Prussian standard design that is presently a protected monument.

Model: Prototypical building kit made of finely laser-cut architectural cardstock. Dimensions 83 x 83 x 168 mm / 3-1/4" x 3-1/4" x 6-5/8" (L x W x H).

72890
 Water Tower
 83 x 83 x 168 mm / 3-1/4" x 3-1/4" x 6-5/8" (L x W x H).



Suitable for all eras
Finely detailed

C Track Turntable

fx mfx DCC 


74861 C Track Turntable

This is a DB standard design 23 meter / 74 foot 9 inch turntable. It is designed for conventional and digital locomotive operation. The remote controlled deck has a built-in motor. It can only be controlled digitally with the Mobile Station 2 and Central-Station 2 and 3 (not included). Control with the Central-Station 2 and 3 is especially easy by means of track indexing (after carrying out an update), or with different digital central controllers that use the DCC digital format. Function: The deck turns right/left and the pit is designed for sunken installation in the layout. 6 track spoke connections for C Track are included for insertion at the location of your choice. The spoke angles are in the C Track grid spacing of 12°. The turntable can be used with K Track by means of the 24922 adapter track and with M Track by means of the 24951 adapter track. A maximum of 30 track spoke connections in the spacing of 12° can be done with the 74871 expansion set. Locomotive operating current is supplied to the track spoke connections by means of the turntable deck. The external diameter of the turntable with one each spoke track opposite each other is 382 mm / 15-1/32". The diameter of the pit without spoke tracks is 278 mm / 10-15/16". The deck length is 263 mm / 10-3/8". This turntable can be used with the 72886 roundhouse locomotive shed. Various sound functions can be controlled. LEDs are used to light the turntable operator's hut and the outside lighting and they can be controlled.

Highlights:

- **New tooling.**
- **Sound.**
- **Operator's hut with LED lighting.**

Digital Functions	CU	MS	MS 2	CS 1	CS 2-3
Light Function					
Light Function					
Special sound function					
Horn blast 1					
Horn blast 2					






74871 Expansion Set for the 74861 Turntable

This set has 3 track spoke connections for C Track. They can be inserted at the location of your choice on the rim of the turntable pit. The track spoke connections have built-in locomotive current contacts.



See Page 191 for an explanation of the symbols and age information.



Accessories



60041 Switched Mode Power Pack 50/60 VA, 100-240 Volts, Germany

This is a switched mode power pack for connections to and supplying power to the 60216, 60226 Central Station as well as the 60213-60215 Central Station and the 60175 and 60174 Boosters. Input 230 volts / 50 Hz / output 19 volts / 60 watts AC voltage or 15 volts / 50 watts DC voltage (can be switched with a slider switch). This is a tabletop switched mode power pack with authorization to be used by children. It comes in a plastic housing. The unit has mounting tabs.

Dimensions 116 x 72 x 65 mm / 4-9/16" x 2-13/16" x 2-9/16".

Connections: 4-pin mini DIN high current plug.

The 60041 switched mode power pack is designed only for use in dry areas.



60042 Switched Mode Power Pack 50/60 VA, 100-240 Volts, United Kingdom

This is a switched mode power pack for connections to and supplying power to the 60216, 60226 Central Station as well as the 60213-60215 Central Station and the 60175 and 60174 Boosters. Input 230 volts / 50 Hz / output 19 volts / 60 watts AC voltage or 15 volts / 50 watts DC voltage (can be switched with a slider switch). This is a tabletop switched mode power pack with authorization to be used by children. It comes in a plastic housing. The unit has mounting tabs.

Dimensions 116 x 72 x 65 mm / 4-9/16" x 2-13/16" x 2-9/16".

Connections: 4-pin mini DIN high current plug.

The 60042 switched mode power pack is designed only for use in dry areas.



60045 Switched Mode Power Pack 50/60 VA, 100-240 Volts, USA

This is a switched mode power pack for connections to and supplying power to the 60216, 60226 Central Station as well as the 60213-60215 Central Station and the 60175 and 60174 Boosters. Input 230 volts / 50 Hz / output 19 volts / 60 watts AC voltage or 15 volts / 50 watts DC voltage (can be switched with a slider switch). This is a tabletop switched mode power pack with authorization to be used by children. It comes in a plastic housing. The unit has mounting tabs.

Dimensions 116 x 72 x 65 mm / 4-9/16" x 2-13/16" x 2-9/16".

Connections: 4-pin mini DIN high current plug.

The 60045 switched mode power pack is designed only for use in dry areas.



60906 AC/DC märklin Locomotive Decoder

This is for converting Märklin locomotives with built-in AC/DC / field coil motors. The AC/DC märklin locomotive decoder supports the digital formats mfx, MM1, MM2, and DCC. It has particularly powerful function outputs for old Telex couplers, light bulbs, and smoke generators. The classic unregulated running behavior under different loads remains preserved on "Old and Youngtimers" upgraded with this decoder.




60983 märklin mLD3 LokDecoder

This decoder is for converting Märklin/Trix H0 locomotives with built-in high-efficiency motors or other DC motors. The märklin LokDecoder3 has a wiring harness soldered to the circuit board, and this wiring harness already has an 8-pin NEM interface plug mounted on it for converting many locomotives with a corresponding NEM interface and for locomotives with a shortage of space.

The märklin LokDecoder3 supports the digital formats mfx, MM 1, MM2, and DCC.

Ideal for all locomotives with AC/DC / field coil motors






74462 Installation Digital Decoder (C Track)

This decoder can be installed in all C Track turnouts with an electric mechanism. The digital formats supported are mfx, Motorola, and DCC. Connections are with plug contacts. An address from 1 to 256 can be set with coding switches.



A digital decoder can be installed simultaneously or later on with the electric mechanism for turnouts. The decoder is simply connected with plug contacts and it can be given a custom address for each turnout (Address 1 to 256). Tools or special knowledge is not required for the installation. The digital current supply can be taken directly from the train operation contact for the turnout. This gives you a finished digital turnout that is immediately ready for use on temporary layouts.



74466 Installation Digital Decoder (C Track)

This decoder can be installed in the C Track three-way turnout (24630) with an electric mechanism. The digital formats supported are mfx, Motorola, and DCC. Connections are with plug contacts, for Märklin and Trix C Track three-way turnouts. An address can be set with coding switches (Motorola format 1 to 320 / DCC format 1 to 511) or also at a programming track. Turnout lanterns can be connected and controlled (soldering knowledge required).

A digital decoder can be installed simultaneously or later on with the electric mechanism for turnouts. The decoder is simply connected with plug contacts and it can be given a custom address for each turnout (Address 1 to 256). Tools or special knowledge is not required for the installation. The digital current supply can be taken directly from the train operation contact for the turnout. This gives you a finished digital turnout that is immediately ready for use on temporary layouts.







Perfection in a scale of 1:220, at Märklin for many model railroad fans this is the popular Z Gauge. Also affectionately called “Mini-Club”, it is the symbol for exclusive precision engineering in model railroad construction.

Go with us on an impressive journey through railroad time and experience how the iron horses of earlier eras mastered their difficult work with bravura on express lines and branch lines. Or allow yourself to look a little more closely into the really fascinating history of the Höllentalbahn Line. Here you have an almost exquisite possibility to include this bold undertaking on your model railroad layout. In Z Gauge, we do not want to let the notable birthday of the Crocodile go by. Therefore, we also have an impressive realization of the Crocodile in Z Scale, which went to Gävle in Sweden.

We must not allow the new technical innovation of “with plastic filled with metal” go unnoticed. After many experimental designs, recalculations, and further developments over several years, we are ready to present this new development.

It was worth it – The new pulling power is remarkable!

In addition to these new items, many other models, kits, and hotly desired additions are waiting to be discovered by you.

Heavily Loaded



88962 Class 86 Steam Locomotive

Prototype: German Federal Railroad (DB) class 86 steam locomotive. The locomotive looks as it did in Era IIIa.

Model: This model of the class 86 steam locomotive has been reworked compared to earlier versions and now has a motor with a bell-shaped armature. In addition, it has LED headlights, detailed, full working valve gear, imitations of brakes, and other details. Length over the buffers 63 mm / 2-1/2".

This locomotive is the perfect add-on for the 86307 car set.

One-time series for the Märklin Dealer Initiative (MHI).

Motor with a bell-shaped armature




86307 "Coal Traffic" Freight Car Set

Prototype: German Federal Railroad (DB) type 00tz 43 and 00tz 50 hopper cars. The cars look as they did in Era IIIa.

Model: This set consists of one (1) type 00tz 43 hopper car and three (3) type 00tz 50 hopper cars. All of the cars have load inserts of real coal. The car bodies are made of plastic and they are prototypically lettered. The cars have close coupler hooks. Total length over the buffers approximately 210 mm / 8-1/4".


Item number 86307 can be lengthened prototypically with item numbers 82803 and 86308 and goes perfectly with the 88962 locomotive.

One-time production for the Märklin Dealer Initiative (MHI).



86307

88962

 This model is being produced in a one-time series only for the Märklin Dealer Initiative (MHI). 5 years warranty on all MHI/Exclusiv items and club items (Märklin Insider and Trix Club) starting in 2012. See Page 192 for warranty terms. See Page 191 for an explanation of the symbols and age information.

The class 86 was planned according to the DRG standard type program to haul heavy freight trains on lines with gentle grades as well as passenger trains and mixed trains on lines with steeper grades. By 1943, 774 units had been built by almost all of the German locomotive builders. The German Federal Railroad used these nimble and powerful tank locomotives to pull all kinds of

trains as a "Jack-of-all-Trades" mainly on main lines and branch lines in the Mittelgebirge Region. The class 86 locomotives could also be spotted pulling ore cars, chiefly in Saarland with its steel mills in Neunkirchen, Brebach, Burbach, Dillingen, and Völklingen.





88850 Class 03.10 Express Locomotive with a Tender

Prototype: German Federal Railroad (DB) class 03.10 express steam locomotive with a high-performance new design boiler. The locomotive looks as it did in Era III. Non-streamlined converted version with Witte smoke deflectors. Pilot truck wheels done prototypically as solid wheels.

Model: The locomotive is new tooling that is finely detailed. The locomotive body is constructed of metal and has inset cab windows. There is modeling of the brakes, inductive magnet, track clearance devices, etc. on the underside of the locomotive. The headlights are freestanding. The valve gear and drive/side rods are finely detailed. The locomotive has a motor with a bell-shaped armature. All three (3) driving axles are powered. Warm white LEDs are used for the headlights on the locomotive and the tender, and they change over with the direction of travel. The tender

has spoked wheels. The minimum radius for operation is 195 mm / 7-11/16". Length over the buffers approximately 110 mm / 4-5/16".

One-time production only for Insider members.

Highlights:

- **New tooling.**
- **Locomotive running gear and body constructed of metal.**
- **Finely detailed valve gear and drive/side rods.**
- **Modeling of the braking system, inductive magnet, track clearance devices, etc.**
- **Motor with a bell-shaped armature.**
- **Inset cab windows.**
- **Warm white LEDs for the headlights on the locomotive and the tender, and they change over with the direction of travel.**



The three-cylinder class 03.10 was built starting in 1939 as a further development of the two-cylinder class 03. Like its two-cylinder sibling, it was planned for pulling fast passenger trains on main lines, which were not yet built for 20 ton wheel loads. The locomotives were given streamlining to increase performance and were originally authorized for a maximum speed of 150 km/h / 94 mph. Yet in 1941, this was lowered to 140 km/h / 88 mph. The units were designed as three-cylinder locomotives with simple steam expansion, and the inboard cylinder drove the first coupled axle. The two outboard cylinders drove the second coupled axle. The driving and coupled wheels had a diameter of 2,000 mm / 78-3/4", the pilot truck wheels 1,000 mm / 39-3/8" and the trailing truck wheels 1,250 mm / 49-1/4". With a performance of just 1,800 horsepower, the class 03.10 was designed to pull 540 metric ton express trains on level track at 120 km/h / 75 mph, on a 0.4% grade 360 metric tons at 100 km/h / 63 mph. The two prototype locomotives, road numbers 03 1001 and 03 1002 were delivered by Borsig in 1939, and another 138 units were

supposed to follow them. However due to World War II, the total remained at 60 units, built by the firms Borsig, Krupp, and Krauss-Maffei. The locomotives were initially used chiefly in Southern Germany (based in Ulm and Nürnberg) and in Austria (based in Vienna West and Linz), but they were also concentrated in Breslau, Posen, Kattowitz, and Stargard. After the war, 26 units still remained with the DB and 21 locomotives with the DR. Since these were almost new locomotives, which had survived the war relatively undamaged, it was evident that the class 03.10 could go back into operation in a short time. During the refurbishing of the units, just the streamlining was initially removed and any war damage repaired.

The rapid reconstruction and the "Economic Miracle" in West Germany also led to a blossoming of long distance travel. The class 03.10 could finally run as was originally planned for it. Compared to other classes it now achieved peak values in running performance, but this was also accompanied by increased wear and tear. As early as the mid-Fifties, the boilers on all units built

of St47K steel that did not resist aging showed strong signs of fatigue. The DB therefore equipped all 26 locomotives between 1957 and 1961 with new welded high-performance boilers with a combustion chamber. The supplier was Krupp, but they were installed at the maintenance facility in Braunschweig. The units also had a mixing preheater as well as superheated steam regulators as part of the conversion (except for road number 03 1021). Roller bearings in the rods, lightweight wheel sets on the pilot trucks in some cases, and a stoker in combination with coalbunker hatches rounded out the conversion. The result with the "new" 03.10 was a highly modern steam locomotive for the time. Unfortunately, the new technology was not without pitfalls and its teething problems could never be completely overcome. According to reports, the superheated steam regulator in particular developed into a source of continuous trouble. Initially based in Dortmund Main Station, Hamburg-Altona, Ludwigshafen, and Paderborn, the class was gathered together starting in 1958 in Hagen-Eckesey.



Punctually Prussian



88985 Class G 8.1 Steam Locomotive

Increasing trainloads in Prussian freight service required more powerful steam locomotives starting in 1908. This resulted in the further development of the successful class G 8 in 1913, the class G 8.1. Its boiler was basically the same as that of the G 8, but the use of thicker sheet metal and a larger diameter made it heavier than its predecessor. Thicker sheet metal was also used on the frame thus increasing the unit's adhesion weight. The new tender, the Prussian type 3 T 16,5, was developed just for the G 8.1, which clearly expanded the locomotive's operating range. The G 8.1 (DRG class 55.20-56) had become one of the German steam locomotives built in the largest numbers. In only eight years, the Prussian-Hessian State Railways placed 4,958 units in service. In view of its quantity, it is no wonder that this 55 km/h / 34 mph fast and around 1,260 horsepower unit with four driving axles was at home on all of the rail lines.

The three-unit freight car set stands as a symbol for the "good old days". It consists of typical cars: a coal gas car (for car and station lighting), an Association design boxcar transporting any kind of "packaged" load as well as a beer refrigerator car for the replenishment of this generally popular "liquid gold". With the G 8.1 pulling it, you have a very prototypical freight train that leaves nothing to be desired.

Prototype: Royal Prussian Railroad Administration (KPEV) class G 8.1 with a type 3T16,5 tender. The locomotive looks as it did in Era I.

Model: The locomotive has a motor with a bell-shaped armature. It also has fine, fully working valve gear, imitation brakes, older design buffers, and LED headlights. All driving axles powered. Length over the buffers 84 mm / 3-5/16".

*Motor with a bell-shaped armature
Older design buffers*





86604 K.P.E.V. Freight Car Set

Prototype: 3 different Royal Prussian Railroad Administration (K.P.E.V.) freight cars. The cars look as they did in Era I. One (1) coal gas car for transporting coal gas, one (1) Association Design boxcar based on Part A1 of the German State Railroad Car Association, one (1) beer refrigerator car painted and lettered for the brewery Lorenz Pfannenberg Söhne, Zerbst, Germany.

Model: The set consists of one (1) coal gas car, one (1) Association Design boxcar with a brakeman's cab and finely detailed doors that can be opened. One (1) beer refrigerator car painted and lettered for the brewery Pfannenberg. All of the cars have black nickel-plated wheels. The cars are not available individually.
Total length over the buffers approximately 122 mm / 4-13/16".




The Höllentalbahn Line

It took a long time to complete the rail line from Freiburg/Breisgau to the Black Forest via the Höllental Line. At first, the technical options at that time or an extremely costly routing hampered railroad construction. Since a purely adhesion rail line was too expensive, the plan was to conquer the steepest section between Hirschsprung and Hinterzarten on a path with the help of a cogwheel rack. This variation was realized at the start of the 1880s under the leadership of the brilliant railroad builder Robert Gerwig. The steep section between Hirschsprung and Hinterzarten at up to 5.5% was equipped with a cogwheel rack based on the Bissinger-Klose System up to the Posthalde Station at a length of 6,525 meters / 4.078 miles. After over three years of construc-

tion time, continuous operation between Freiburg and Neustadt/Black Forest was finally started on May 23, 1887 in the presence of the Grand Duke of Baden. A continuation to Donaueschingen had to wait almost ten years. Finally, the decision was made to use this variation via Löffingen. A curving and longer right-of-way as accepted in order to tie as many communities as possible to the so-called "Rear Höllentalbahn Line" than what would have been necessary on a more direct path. Train operations between Neustadt and Donaueschingen finally began on August 20, 1901. At the start of the Thirties, the DRG decided to electrify the Höllentalbahn Line between Freiburg and Neustadt as well as the Dreiseenbahn Line. In a departure from the customary railroad

current system of 15 kilovolts / 16.7 Hertz, the plan here was to use an experimental electrical operating system with the so-called industrial current of 20 kilovolts and 50 Hertz, which was then done until the fall of 1935. There were problems starting in mid-1956, when the two current systems met in the Freiburg Station after electrification of the Baden main line Mannheim – Basle. In order to eliminate Freiburg as a system change station and to maintain efficient operations, the DB decided to convert both lines by May 20, 1960 to the standard current system of 15 kilovolts and 16.7 Hertz. Yet since the spring of 2018, big changes are casting their shadows. As part of the comprehensive plan "Breisgau S-Bahn 2020", the German Railroad has begun extensive con-



struction work to modernize and expand the infrastructure on the Höllentalbahn Line. Starting March 1, 2018, the western section Freiburg – Neustadt/Black Forest was completely closed in order to enable extensive conversion work for S-Bahn operations. This included new catenary installation on many parts, new 55 cm / 22" inch high, 210 meter / 683 foot long and at least 2.50 meter / 8 foot wide platforms including handicapped access at all stations as well as overhauling the track installations including improvements to the infrastructure in order to enable better containment of disruptions and delays in the future. Starting April 1, 2019 continuous operation from Freiburg to Neustadt will be possible again. The Rear Höllentalbahn Line between Freiburg

and Donaueschingen has also been closed since May 1, 2018 for these measures. It is being electrified, whereby the track in the five tunnels on the line in particular is being prepared for installation of catenary by lowering the track by up to 70 cm / 27-1/2". Since part of the construction sites are difficult to access, a large part of the transport of material is being done by rail. Of course, all of the stations on the Rear Höllentalbahn Line are being expanded without barriers and the track installations are being overhauled. These measures are supposed to be completed by October 31, 2019. The new S-Bahn concept on the Höllentalbahn and Dreiseenbahn lines will then take effect with the change in schedules in December of 2019. Instead of the previous bi-level shuttle trains

and diesel-powered rail cars, modern three or four-part Alstom "Coradia Continental" type (class 1440) electric-powered rail cars will then be running. With the electrification of the Rear Höllentalbahn Line, continuous train connections on hourly schedules will be possible in the future: from Villingen via Donaueschingen, Löffingen, Neustadt, Hinterzarten, and Kirchzarten to Freiburg as well as further to Breisach or Endingen am Kaiserstuhl.



87507 "Höllentalbahn" Passenger Car Set

Prototype: Five (5) different German Federal Railroad (DB) standard design main line passenger cars. The cars look as they did in Era IIIb such as when used on the Höllental Railroad. Three (3) type Bie standard design passenger cars, 2nd class, one (1) type ABiwe standard design passenger car, 1st/2nd class. One (1) type Pwie standard design baggage car.

Model: This set consists of five (5) different passenger cars, finely painted and lettered. All of the cars have their own car numbers. These models are not available individually.

Total length over the buffers approximately 320 mm / 12-5/8".



New for Era III



88025 Class Klv 20 Small Car

Prototype: German Federal Railroad (DB) class Klv 20 small car, VW T1 van (VW Bulli). The unit looks as it did in Era III.

Model: This is completely new tooling for a class Klv 20. The model has very fine imprinting. It comes with a motor with a bell-shaped armature. Both axles powered. The body is made of plastic filled with metal. The wheels have dark nickel-plated treads. Length 21.7 mm / 7/8".

Highlights:

- Completely new tooling.
- Motor with a bell-shaped armature.
- Body made of plastic filled with metal.

*New tooling in Märklin Z Gauge
Body made of plastic filled with metal*



Another technical innovation:
Read more in the current Märklin Magazin – issue 01/19.



82132 Type Rmms 33 Stake Car Set

Prototype: 2 German Federal Railroad (DB) type Rmms 33 stake cars. The cars look as they did in Era III. One car does not have a hand brake and does have wooden sides and wooden stakes. The other car has a brakeman's platform, metal sides, and pressed metal stakes. Hanomag delivery truck with a flatbed.

Model: The railroad cars are finely detailed and include brake imitations lined up with the wheels. The railroad cars have extensive paint schemes and lettering. Removable stakes are included. Length over the buffers 130 mm / 5-1/8". The delivery truck is constructed of metal and includes window inserts and rubber tires.





82334 Type X05 Low Side Car

Prototype: German Federal Railroad (DB) type X05 with a brakeman's cab, loaded with a large diesel motor.

Model: The car is loaded with a replica of a large locomotive diesel motor, finely and prototypically painted and loaded on a transport frame. Length over the buffers 40 mm / 1-9/16".

Load:
replica of a large diesel motor



82324 "Aral" Tank Car

Prototype: Two-axle tank car with a brakeman's platform painted and lettered for BV-ARAL-AG, Bochum, Germany, used on the German Federal Railroad (DB). The car looks as it did in Era IIIb.

Model: The tank car has a separately applied ARAL diamond. It also has black solid wheels. Length over the buffers 40 mm / 1-9/16".



82803 Type 00tz 43 Hopper Car

Prototype: German Federal Railroad (DB) type 00tz 43 hopper car. The car looks as it did in Era IIIa.

Model: The type 00tz 43 hopper car has a load insert of real coal. The car body is made of plastic and is prototypically lettered. Length over the buffers approximately 47 mm / 1-7/8".

The ideal add-on for 86307.

Load insert of real coal



86308 Type 00tz 50 Hopper Car

Prototype: German Federal Railroad (DB) type 00tz 50 hopper car. The car looks as it did in Era IIIa.

Model: The type 00tz 50 hopper car has a load insert of real coal. The car body is made of plastic and is prototypically lettered. Length over the buffers approximately 53 mm / 2-1/16".

The ideal add-on for 86307.

Load insert of real coal



For Everyday



86667 "Frankenzucker" Powdered Freight Silo Car

Prototype: Type Kds 54 powered freight silo car, privately owned car for "Frankenzucker". Used on the German Federal Railroad (DB). Car with two (2) chambers for bulk powdered freight, authorized to transport foodstuffs.

Model: This is a model of a type Kds 54 with advertising lettering. Length over the buffers 40 mm / 1-9/16".



82329 "Von Haus zu Haus" / "From Door to Door" Freight Car Set

This set harkens back to the great period of "Von Haus zu Haus" / "From Door to Door" service by rail and road and from customer to customer with large containers in the Fifties and Sixties. All types of liquid or solid freight could be transported in these newly built, standardized "pa" large containers (pa = porteur aménager). Open and closed containers for all kinds of freight were available, and there were special containers for liquids, foodstuffs, and frozen goods. Initially, the frames of prewar type G 10 cars damaged in the war were used for the transport cars because they were available in abundance. These rebuilt cars were designated as the type BT 10.

Prototype: German Federal Railroad (DB) type BT 10 container transport cars. Each loaded with three (3) type Eosakrt open containers, also with steel set-up walls. Kälble delivery vehicle with a trailer and "pa" type Eosakrt containers.

Model: The set has two (2) type BT 10 container transport cars, each with three (3) new type Eosakrt "pa" containers with steel set-up walls, mounted on the car. All of the containers are lettered with their own numbers. Length over the buffers 80 mm / 3-1/8". The model vehicle is constructed of metal.

Highlights:

- New container type.
- All of the containers include their own numbers.



Von Haus zu Haus / From Door to Door





Uerdingen Rail Bus

Unforgettable Branch Line Growlers.

The experiences with the single-motor class VT 95 (later the class 795) rail busses developed by the firm Waggonfabrik Uerdingen proved the basic suitability of these units for the urgently necessary modernization of branch line service. At the same time, the class VT 95's power plant was too weak for routes with grades, particularly when operated with trailer units. For that reason, three prototypes of the class VT 98.9 (later the class 798.9) rail bus equipped with two 150 horsepower / 110 kilowatt Büssing motors followed a year later. These units fulfilled to a large extent the expectations set for them. However, the three test units still

had Scharfenberg center couplers and lightweight spring-loaded metal straps for protection against contact with locomotives and cars with regular buffers.

Delivery of the regular production two-motor class 98.95 (later the class 798.5) rail busses began in 1955. Compared to the test prototypes, the 329 units built were equipped with newly developed frames for the wheel sets with improved running characteristics as well as standard prototype couplers, regular buffers, and a standard design brake system. This enabled these more powerfully motorized rail cars to also pull transfer freight cars if necessary.

In addition, the VT 98 units had a form of multiple unit control that enabled not only shuttle operation, but also the control of a motor car at the other end of the train. Suitable control cars (VS 98) and trailer cars (VM 98) were also placed into service to go with these powered rail cars. These crimson rail bus sets quickly defined the look on German branch line routes, where they quickly replaced the trains that previously were still hauled by steam locomotives. The Uerdingen rail bus sets left an enduring impression on the memory of many railroad passengers: For decades, these red growlers were synonymous for mobility in rural areas. The hearts of many railroad users still belong to these lovable "branch line saviors" from the time when they were placed into service.



88167 Class 798 Powered Rail Car

Prototype: German Federal Railroad (DB) class 798 (former VT 98) motor car and class 998 (former VS 98) control car. In the crimson paint scheme of Era IV at the start of the Seventies.

Model: The motor car has very fine imprinting including the "Uerdingen Diamonds", rubber door gaskets for the folding doors, printed lamp rings, etc. It has been converted to the new motor generation and has prototypical buffer replicas. The set has interior details, LED interior lighting, and wheels with dark nickel-plated wheel treads. Length over the buffers 62 mm / 2-7/16".

Highlights:

- Interior details modelled.
- LED interior lighting in the control and the motor car.



See Page 191 for an explanation of the symbols and age information.



87591 Type Bpmz 291.2 "Kinderland" Open Seating Car

Prototype: Type Bpmz 291.2, open seating car, 2nd class, with steeply pitched ends to the roofs. "Ocean Blue" / light ivory paint scheme with the lettering "Kinderland" (children's play area). The car looks as it did in the summer of 1988.

Model: This is an extensively imprinted model. It has close coupler hooks, and the minimum radius for operation is 195 mm / 7-11/16". Length over the buffers 120 mm / 4-3/4".



86665 Powdered Freight Silo Car Set

Prototype: 2 German Federal Railroad (DB) type Ucs 908 powdered freight silo cars.

Model: The cars have two (2) different car numbers. Both cars are a special version. The platform railings are constructed of metal. The cars are not available individually. Length over the buffers 82 mm / 3-1/4".

*Cars in a special edition
Cars have two different car numbers*



Höllental Line Locomotive



88889 Class 85 Steam Locomotive

Specialist for Steep Grades – Originally, the 10 class 85 heavy three-cylinder tank locomotives placed into service were built for the Höllentalbahn Line in the Black Forest, which was previously operated with costly and time-consuming cogwheel technology. The brawny class 85 units were able to master this difficult line exclusively with adhesion operation. There they turned out excellently until the conversion to electric motive power. Several of these athletic units then took on service on other German lines with steep grades such as Erkrath-Hochdahl until the end of their operation.

Prototype: German Federal Railroad (DB) class 85 as it looked “on the pedestal” in Freiburg. Version with Witte smoke deflectors.

Model: This is a reworked model with finely detailed, fully functional valve gear, imitations of brakes, sand pipes, and rail clearance devices. The locomotive also has smoke deflectors. The locomotive has a motor with a bell-shaped armature. Maintenance-free warm white LEDs are used for the lighting. The cab has window inserts. The locomotive has buffer warning stripes and painted boiler bands. **A reproduction of the locomotive shelter in Freiburg is included as a kit.** Length over the buffers 74 mm / 2-7/8”.





82425 "DBG" Car Set

Prototype: Two (2) cars from the track construction train for the DBG / DB Railroad Construction Group. One (1) each type Res 4-a stake car loaded with track ballast and one (1) each type Fcs rotary slide valve dump car. Ideal add-on for things such as 81071 or 81451.

Model: This is a DBG add-on set for things such as 81071 or 81451, consisting of one (1) each type Res stake car with a load of track ballast and one (1) each type Fcs rotary slide valve dump car. In addition, two (2) building kits for a railroad hut for loading on the stake car are included. Both cars have their own car numbers. Total length over the buffers approximately 137 mm / 5-3/8".



*Finely detailed models
Two building kits for a railroad hut included*



87093 Automobile Transport Car

Prototype: German Federal Railroad (DB) type DDm 915 automobile transport car in the long-distance blue paint scheme. The car looks as it did in early Era V.

Highlights:
Close couplers.

Model: The car has a fine, prototypical paint scheme and lettering. It also has close couplers at both ends. Length over the buffers approximately 120 mm / 4-3/4".



On the Höllental Line



88438 Class 143 Electric Locomotive

Prototype: German Railroad, Inc. (DB AG) class 143 general-purpose electric locomotive. B-B wheel arrangement. The locomotive looks as it did around 2002 on the Höllental Line.

Model: The locomotive has a new generation motor. Both trucks and all axles powered. The catenary selector screw is located inside the locomotive. Maintenance-free white/red LEDs are used for the headlights / marker lights and they change over with the direction of travel. The train destination sign is printed in the cab window. Length over the buffers 76 mm / 3".

Highlights:

- Motor with bell-shaped armature.



87297 DB Regio AG Bi-Level Car Set

Prototype: One (1) type DBbzfa 761 bi-level cab control car, 2nd class, one (1) type DBza 751 bi-level car, 2nd class, one (1) type DABza 756.0 bi-level car, 1st/2nd class, all painted and lettered for the DB Regio AG. The cars look as they did in Era V, around 2002 on the Höllental Line.

Model: The two (2) bi-level cars and one (1) bi-level cab control car are correctly and finely painted and lettered for the DB Regio AG. The bi-level cab control car has triple warm white headlights / dual red marker lights that are LEDs and that change over with the direction of travel. All of the wheels on the cars are black nickel-plated. Total length over the buffers approximately 370 mm / 14-9/16".



87297

88438

See Page 191 for an explanation of the symbols and age information.





88564 "Crocodile" Class Ce 6/8 III Electric Locomotive

Prototype: SBB Historic class Ce 6/8 III, road number 14305. The locomotive looks as it did after 2017.

Model: The model has a motor with a bell-shaped armature and LED lighting with Swiss headlight / marker light code. The catenary selector screw is mounted inside the locomotive. The locomotive has a new road number, 14305. It is finely painted and lettered. Both trucks powered. Length over the buffers 91 mm / 3-9/16".

The locomotive is packaged in a high-quality real wooden case. A metal replica of the builder's plate and a booklet about the history of the locomotive are also included.



Highlights:

- **One-time series in 2019.**
- **Delivered in a real wooden case.**
- **A booklet about the locomotive included.**
- **A metal replica of the builder's plate included.**



81593 TEE 75 "Roland" Train Set

Prototype: TEE 75 "Roland". Consisting of a class Re 4/4 II with round lower headlights, 2 type Avümz 111 compartment cars, 1 type WRüm 132 dining car, and 1 type Apüemz 121 open seating car, all in the TEE paint scheme. The train looks as it did in Era IV around 1971.

Model: The locomotive has round lower headlights for the first time and a motor with a bell-shaped armature. All axles powered. Maintenance-free warm white LEDs (3 each white in the front, 1 each white lower right rear (Swiss headlight / marker light code). The rail clearance devices on

both trucks are movable. Current pickup can be switched from catenary to track. All four (4) cars are imprinted in the "TEE design". Train length over the buffers approximately 565 mm / 22-1/4".

Highlights:

- **Motor with a bell-shaped armature.**
- **Locomotive includes round lower headlights.**
- **Movable rail clearance devices.**
- **LED lighting with Swiss headlight / marker light code.**





82417 Sliding Wall Boxcar Set

Prototype: 3 type Habbiillnss high-capacity sliding wall boxcars. Privately owned cars of the firm Wascosa, leased to the Swiss Post, Inc. All three cars have different advertising designs. The cars look as they did in 2016.

Model: This is a new car type with a fine prototypical paint scheme and lettering. The car floors for all of the cars are constructed of metal. The models are individually packaged. Total length 276 mm / 10-7/8".

Highlights:
 **New tooling.**



 **Austria**



88204 Class 221 Diesel Locomotive

Prototype: Class 221 heavy diesel hydraulic general-purpose locomotive (former German Federal Railroad (DB) V 200.1) painted and lettered for Rail Transport Service GmbH with headquarters in Graz, Austria. The locomotive looks as it did in Era VI around 2013.

Model: The locomotive has all axles powered. It also is newly equipped with a motor with a bell-shaped armature. The locomotive has dark wheel treads. Maintenance-free warm white/red LEDs are being used for the first time for lighting. They change over with the direction of travel. The paint scheme is fine and complete. Length over the buffers 84 mm / 3-5/16".



82435 Type Eamos Side Dump Car Set

Prototype: Three (3) type Eamos side dump cars. Privately owned cars painted and lettered for the firm RTS Rail Transport Service GmbH, Fischamend, Austria, registered in Austria. The cars look as they did around 2015.

Model: All of the cars are finely imprinted with different car numbers. The cars are in a special version and are not available individually. Total length 181 mm / 7-1/8".



82435

88204



88634 Class 54 Diesel Locomotive

Prototype: Belgian State Railways (SNCB/NMBS) class 54 NOHAB general-purpose diesel locomotive. Diesel electric Europa locomotive from the cooperation of GM/NOHAB/AFB.

Model: The locomotive has a motor with a bell-shaped armature. Both trucks powered. The locomotive has new prototypical truck side frames. It also has white LED headlights that change over with the direction of travel. The locomotive has dark wheel treads. The body is made of plastic filled with metal for improved pulling power. Length over the buffers 88 mm / 3-7/16".

Body made of plastic filled with metal

Highlights:

- **Body made of plastic filled with metal.**
- **Motor with a bell-shaped armature.**
- **New prototypical truck side frames.**



88635 Class M61 Diesel Locomotive

Prototype: Hungarian State Railways (MAV) class M61 NOHAB general-purpose diesel locomotive. Diesel electric Europa locomotive from the cooperation of GM/NOHAB/AFB.

Model: The locomotive has a motor with a bell-shaped armature. Both trucks powered. The locomotive has new prototypical truck side frames. It also has white LED headlights that change over with the direction of travel. The locomotive has dark wheel treads. The body is made of plastic filled with metal for improved pulling power. Length over the buffers 88 mm / 3-7/16".

Body made of plastic filled with metal

Another technical innovation:

Read more in the current Märklin Magazin – issue 01/19.

Highlights:

- **Body made of plastic filled with metal.**
- **Motor with a bell-shaped armature.**
- **New prototypical truck side frames.**





89709 "Himmelreich" Station Building Kit

Prototype: Himmelreich Station with a freight shed and a waiting area. Located on the well-known Höllental Railroad in the Black Forest, in its previous condition before its renovation.

Model: All of the components are made of special high-quality architectural cardstock precision cut with a laser. The masonry is finely engraved. The waiting area includes modelling of the studding. The wooden boarding of the freight shed includes wood engraving.

All of the parts already have a realistic basic color. However, they can easily be given additional weathering and paintwork. Dimensions of the finished model approximately: Length 152 mm / 6", Width 58 mm / 2-1/4", Height 53 mm / 2-1/8".



Rear Side

Suitable for many eras



Front Side

Happy Easter



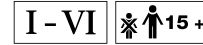
80419 Z Gauge Easter Car for 2019

Prototype: Low side car with 2 wheel sets.

One-time series exclusively in 2019.

Model: The car is decorated for Easter and is loaded with a group of rabbits laser cut from architectural cardstock. The car comes in a transparent Easter egg, placed in an orange colored Easter basket with color-matched Easter grass.

Length over the buffers 54 mm / 2-1/8".



89758 "Fish Belly" Bridge Building Kit

Prototype: "Fish Belly" bridge as a gray steel design, similar to the "Fish Belly" bridge protected as a historic monument in Plettenberg, Sauerland in Germany.

Model: This is a building kit for a single-track "Fish Belly" bridge with the look of steel. Pillars are included. This kit is made of high quality, precise laser-cut architectural cardstock with modelling of the rivets and gusset plates on the girders. The maintenance

walkway is also modelled. The pillars have engraving imitating quarry stone. The bridge can be built with commercially available hobby cements.

Bridge dimensions without pillars: L 220 mm x W 28 mm x H 25 mm / L 8-5/8" x W 1-1/8" x H 2".
Pillar dimensions: L 15 mm x W 30 x H 60 mm / L 5/8" x W 1-3/16" x H 2-3/8".

Trains with catenary can pass under the bridge.



Very fine engraving







The Real Size: Märklin 1 Gauge

Märklin 1 Gauge models are models for the Royal Gauge. There, where other gauges can only indicate the detailing and look of a prototype, 1 Gauge models truly show their prototypes down to the details.

Moreover, for 50 years now!

It was 1969 when Märklin took a chance on a new start with the new 1 Gauge. Initially, the first passenger and freight cars were pulled with class 80 steam locomotives and a small diesel locomotive. As early as 1978 1 Gauge became more ambitious as well as richer in detail and presented only six years later on the 125th Märklin anniversary the legendary Crocodile under item number 5757 that is still remembered down to the present.

How could it have been otherwise, than for us to celebrate this year as a great year of the Crocodile with new tooling for the Ce 6/8 III and send a reptile in green all-metal armor on the road again. Bursting with strength and with its impressive sound, this Crocodile will also take your 1 Gauge heart by storm.

Anyone, who is going to nurture, cultivate, and keep expanding their layout with love will have a difficult decision this spring. We cannot say ourselves which of the new „Twelve Apostles“ cars is the better looking or whether the Prussian water tower with its good 45 cm / 18“ height will make more of an impression on your layout than the truss bridge capable of a load. The choice is yours!

The Heraldic Animal in the Royal Class



55681 Class Ce 6/8 III Electric Locomotive



© Boilat, Alain D.

Prototype: SBB Historic class Ce 6/8 III in the fir green paint scheme. The locomotive looks as it did in Era VI. Road number 14305.

Model: The locomotive is completely new tooling. The running gear with the main frame and locomotive body are constructed of die-cast zinc. The locomotive has many separately applied parts of centrifugal cast brass. It also has an mfx digital decoder with up to 32 functions, a built-in current buffer, controlled high efficiency propulsion, and extensive sound functions such as running sounds, vents, locomotive whistle, multiple stop announcements, station announcements, background sounds at the station, and much more. The locomotive can be operated with AC, DC, Märklin Digital, and DCC. It has a centrally mounted powerful motor with propulsion to all driving axles. Double-arm pantographs can be raised and lowered with servomotors in digital operation. The white LED headlights change over with the direction of travel, will work in conventional operation, and can be controlled digitally. There is white LED lighting in the cabs that changes over with the direction of travel. The engine lighting can be controlled.

The Swiss headlight / marker light code can be done in red and white, and the oncoming train light on the front can be controlled separately.

The cab doors can be opened, there are interior details, and the cab has a

See Page 191 for an explanation of the symbols and age information.

figure of a locomotive engineer. The locomotive has metal grab irons and many other separately applied parts such as signs, windshield wipers, whistle, and much more. The buffer beams have sprung buffers and separately applied brake lines. The locomotive has a factory-installed, remote controlled Telex coupler on the rear and a prototype coupler on the front. Each of the couplers can be replaced by the other type of coupler (included with the locomotive).

Minimum radius for operation 1,020 mm / 40-3/16".

Length over the buffers 62.6 cm / 24-5/8".

Weight 6.5 kilograms / 14 pounds 5 ounces.



Digital Functions	CU	MS	MS 2	CS1	CS2-3	CS2-3
Headlight(s)						Special sound function
Telex coupler on the rear						Special sound function
Electric locomotive op. sounds						Main Relay
Locomotive whistle						Doors Closing
Pantograph 1						Surrounding sounds
Pantograph 2						Compressor
Engineer's cab lighting						Whistle for switching maneuver
Sanding						Blower motors
Direct control						Conductor's Whistle
Sound of squealing brakes off						Switching maneuver
Interior lighting for the corridor						Special sound function
Letting off Air						Special sound function
Light Function						Special sound function
Light Function						Special sound function
Special sound function						Special sound function
Light(s) for Oncoming Train						Telex coupler on the front



The walkover plates can be folded down and are held in place like the original with a locking device

Highlights:

- Completely new tooling constructed of die-cast zinc and including separately applied parts of centrifugal cast brass.
- Highly detailed advanced model.
- Double-arm pantographs that can be raised and lowered with servomotors in digital operation.
- Digital remote controlled Telex coupler front and rear.
- Extremely extensive sound features.
- Prototype couplers for front and rear included.

A perfect view into Cab 1



Made for all excursions. The 1 Gauge reptile with the various train control systems of road number 14305



“Von Haus zu Haus” / “From Door to Door”



58558 Type Btms 55 Container Transport Car

Prototype: German Federal Railroad (DB) type BTms 55 container transport car. The car looks as it did in Era IIIb. It is loaded with four (4) “pa” type Eosakrt containers with steel set-up walls for bulk freight not sensitive to moisture. Car number 015 032.

Model: This 2-axle container transport car has a walkover bridge and does not have a hand brake. The frame is constructed of die-cast zinc. The car has many separately applied details made of high quality plastic. The car is loaded with 4 removable “pa” containers. The containers have separately applied details and different registration numbers. The minimum radius for operation is 1,020 mm / 40-3/16”. Length over the buffers 34.4 cm / 13-1/2”.



© Foto Fritz Willke, Slg. Stefan Carstens





56801 Accessory Set of Type pa Containers

Prototype: Four (4) different “pa” containers from Eras III/IV. 1 each “pa” type Ddskr double container for things such as cement. 1 each “pa” type Ddzkr spherical container for powdered freight, 1 each “pa” type Eosakrt open container with steel set-up walls, 1 each “pa” type Efkr container for granular bulk freight.

Model: This is four (4) different “pa” containers as an accessory set. The containers can be used as decoration on model railroad layouts as well as interchangeable containers for type Lbs, BTms, and BT container transport cars that have already been delivered previously. All of the containers are finely and prototypically imprinted.



Highlights:

- 4 interchangeable containers, can be used in Eras III and IV.



58557 Type Lbs 584 Container Transport Car

Prototype: German Federal Railroad (DB) type Lbs 584 container transport car. The car looks as it did in Era IVa. It is loaded with four (4) different “pa” containers. 1 each “pa” type Edkrt covered container, 1 each “pa” type Eokrt open container, 1 each “pa” type Ddskr double container, and 1 each “pa” type Ddzkr spherical container. Car number 21 80 411 1 082-4.

Model: The frame is constructed of die-cast zinc. The car has many separately applied details made of high quality plastic. The car is loaded with 4 removable “pa” containers. The containers have separately applied details and different registration numbers. The minimum radius of operation is 1,020 mm / 40-3/16”. Length over the buffers 36.0 cm / 14-3/16”.

4 different “pa” containers



Twelve Apostles Car

The transport of (dangerous) chemicals was among the tasks taken on by railroads early on in the Industrial Age. Hauling corrosive or poisonous substances naturally required special measures. So-called acid transport cars appeared rather early as special cars for this purpose. They hauled more than just acids such as sulfuric acid, oleum, hydrochloric acid, nitric acid, hydrofluoric acid, and phosphoric acid. They were also used to haul other aggressive substances such as concentrated lyes or strongly oxidizing chemicals such as hydrogen peroxide. Here the railroad had almost a monopoly, because most of these liquids were not allowed to be transported by road for safety reasons.

Stoneware containers were chosen to haul these dangerous materials, because stoneware itself resists the most powerful acids, as the alchemists already knew. Initially, the stoneware

containers were simply loaded on gondolas or boxcars. Soon it was recognized that the containers were steadier mounted on the cars, and the acid transport car was born. These containers could no longer be emptied by pouring out the contents and therefore had to be emptied with compressed air.

The construction of acid transport cars demanded specific structural safety measures. The car floor therefore consisted of wooden boards painted with asphalt and had to be inclined to the side sills of the car in order to allow leaked acids to flow away. The containers were mounted below with tarred wooden pieces in such a way that they could not be shifted under any circumstances. Above there was a steel holding frame that also supported the catwalk for handling operations. Acid transport cars were considered so-called cautionary cars. They always had a brake-

man's platform with a handbrake and they were not allowed to be operated in hump yards or on hump tracks. The acid transport cars as a rule were equipped with 12 stoneware containers of 1,000 liters / 264 gallons each, which soon bestowed the nickname on them of "Twelve Apostles Car". As a rule, acid transport cars ran as privately owned cars of petro-chemical firms such as Degussa for transporting hydrogen peroxide. They survived up to the start of the Nineties on German railroads.





58724 "Degussa" Acid Transport Car

Prototype: Acid transport car with a brakeman's platform for transporting hydrogen peroxide. Privately owned car painted and lettered for Degussa, used on the German Federal Railroad (DB). The car looks as it did in Era IIIb around 1959. Car number 546 328 P.

Highlights:

- **Frame constructed of metal.**
- **Finely detailed.**
- **Prototype couplers included.**

Model: The car frame is constructed of metal. The separately applied frame parts and the entire car body with many assembled separately applied parts are made of high quality plastic. The car has detailed, intricate frameworks of braced timbers. The car is loaded with acid containers.

Prototype couplers are included.

Minimum radius for operation 1,020 mm / 40-3/16".

Length over the buffers 30.6 cm / 12-1/16".



See Page 191 for an explanation of the symbols and age information.

Twelve Apostles Car



58725 "EVA" Acid Transport Car

Prototype: Acid transport car with a brakeman's platform for transporting acids and alkalis. Privately owned car painted and lettered for EVA, used on the German Federal Railroad (DB). The car looks as it did in Era IIIb around 1959. Car number 541 817 P.

Model: The car frame is constructed of metal. The separately applied frame parts and the entire car body with many assembled separately applied parts are made of high quality plastic. The car has detailed, intricate frameworks of braced timbers. The car is loaded with acid containers.

Prototype couplers are included.

Minimum radius for operation 1,020 mm / 40-3/16".

Length over the buffers 30.6 cm / 12-1/16".



58727 "VEB Zellstoffwerke Pirna" Acid Transport Car

Prototype: Container transport car with a brakeman's platform for transporting caustic soda. German State Railroad (DR) car leased to the VEB Zellstoffwerke Pirna (cellulose plant). The car looks as it did in Era IIIb. Car number 53-72-22 P.

Model: The car frame is constructed of metal. The separately applied frame parts and the entire car body with many assembled separately applied parts are made of high quality plastic. The car has detailed, intricate frameworks of braced timbers. The car is loaded with acid containers.

Prototype couplers are included.

Minimum radius for operation 1,020 mm / 40-3/16".

Length over the buffers 30.6 cm / 12-1/16".

Variation with a brakeman's cab





58726 "VEB ECK Bitterfeld" Acid Transport Car

Prototype: Acid transport car with a brakeman's platform for transporting hydrochloric acid. German State Railroad (DR) car leased to the VEB ECK Bitterfeld. The car looks as it did in Era IVa around 1970. Car number 21 50 071 6012-4 P.

Highlights:

- **Frame constructed of metal.**
- **Finely detailed.**
- **Prototype couplers included.**

Model: The car frame is constructed of metal. The separately applied frame parts and the entire car body with many assembled separately applied parts are made of high quality plastic. The car has detailed, intricate frameworks of braced timbers. The car is loaded with acid containers.

Prototype couplers are included.

Minimum radius for operation 1,020 mm / 40-3/16".

Length over the buffers 30.6 cm / 12-1/16".







Building Kit



56191 Prussian Standard Design Water Tower Building Kit

Prototype: Prussian standard design water tower as is still present in part today.

Model: This is an intricate laser-cut, highly detailed precision model with numerous details. The model's frame, interior area, and superstructure are made of graphic board. Window material, roof gutters, and downspouts are included in the kit.

Dimensions of the finished model: H 454 mm x L 224 mm x W 224 mm / H 17-7/8" x L 10" x W 10".

Base diameter approximately 167 mm / 6-9/16".

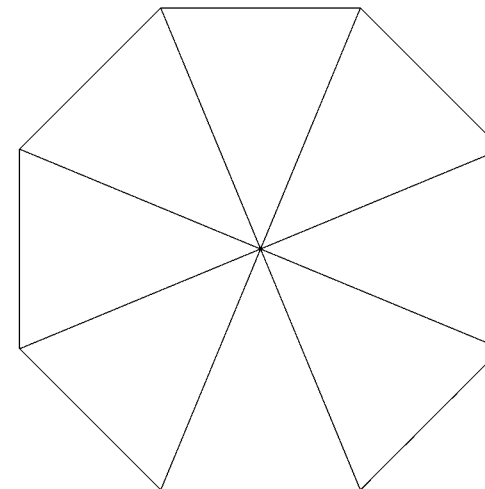


*Suitable for all eras
Intricate model*

56191

Water Tower

H 454 mm x L 224 mm x W 224 mm / H 17-7/8" x L 10" x W 10"



56405 "Railroad Workers" Group of Figures

This is a set of figures consisting of five (5) different of people employed on the German Railroad.

1 locomotive engineer leaning out of the window, 1 fireman, 1 conductor with a signaling disc, 1 worker with an oilcan, 1 worker with a wrench.

These figures can be used for different eras. These figures are not available individually.





56298 Single Track Truss Bridge Building Kit

Steel truss bridge in "Reseda Green" as can still be seen frequently today.

This is an advanced model building kit as a simulation of a straight truss bridge design in metal construction. This is a version in very sturdy, precise laser-cut architectural cardstock and MDF board. The steel bridge girders have rivet engraving and gusset plates. The maintenance walkway has the look of wooden planks with railings. The bridge can take one (1) each 5903 and 5917 straight track.

Bridge dimensions L 450 mm x W 152 mm x H 122 mm /
 L 17-3/4" x W 6" x H 4-13/16".

Extremely sturdy and durable



Museum Cars 2019



80030 Z Gauge Museum Car for 2019

Prototype: German Federal Railroad (DB) type Gl 11 boxcar (former DRB Dresden Association design) with an advertising design for the firm Porsche.

Model: The boxcar has detailed construction with an advertising design for the firm Porsche, Stuttgart-Zuffenhausen, Germany. Length over the buffers 53 mm / 2-1/8".

One-time series. Available only in the "märklineum" shop in Göppingen.



48119 H0 Gauge Museum Car for 2019

Prototype: Type GlT 23 "Dresden" Interchange Design two-axle boxcar, without a hand brake, with high double end wall doors at both ends of the car. Privately owned car for the firm Porsche, Stuttgart-Zuffenhausen, Germany, used on the German Federal Railroad (DB). Porsche 356 automobile. The units look as they did around 1959.

Model: The end wall doors at both ends of the car can be opened. The car has truss rods and additional step boards. Length over the buffers 13.9 cm / 5-1/2". A Schuco model of a Porsche 356 automobile is included. DC wheelset E700580.

Highlights:

- H0 Museum Car Set for 2019.
- First time for a freight car with end wall doors that can be opened.
- Attractive packaging in a metal container.

One-time series. Available only in the "märklineum" shop in Göppingen.



The end wall doors at both ends of the car can be opened





58006 1 Gauge Museum Car for 2019

Prototype: German Federal Railroad (DB) type GI 11 high-capacity boxcar, One-time series. Available only in the "märklineum" shop in Göppingen. with a large advertising design for "Porsche". Car number 512 419 P. The car looks as it did around 1959.

Model: The car has a long car body with an arched roof and modelling of the board walls. The doors can be opened. The car has many separately applied details. The minimum radius for operation is 1,020 mm / 40-3/8". Length over the buffers 37.5 cm / 14-3/4".

An attractive comprehensive set including the Porsche model





80329 Z Gauge Insider Annual Car for 2019

Prototype: German Federal Railroad (DB) type Gl 11 2-axle high-capacity boxcar with advertising for the firm Miele.

Model: The car body is made of finely detailed imprinted plastic and is prototypically lettered. The car has black nickel-plated solid wheels. Length over the buffers approximately 53 mm / 2-1/8".

One-time series only for Märklin Insider members.



48169 H0 Gauge Insider Annual Car for 2019

Prototype: Type Tms 851 two-axle sliding roof gondola. Privately owned car for the firm Fissler GmbH, Idar-Oberstein, Germany, used on the German Federal Railroad (DB). Without a brakeman's cab and without a brakeman's platform. The car looks as it did around 1990.

Model: This car is a short version. It has ladders at the ends and service platforms. The underframe does not have truss rods. Length over the buffers 11.5 cm / 4-1/2". DC wheelset E700580.

Highlights:

➤ **H0 Insider Annual Car for 2019**

One-time series only for Märklin Insider members.



Märklin Insider Club – Registration Form

Yes, I want to become a member of the Märklin Insider Club

Mr. Mrs./Ms.

Title

*Last Name, First Name (please print)

*Street, Number

*Additional address information (Apt. No. etc.)

*Postal Code/Zip Code

*City/State/Province

*Country

Telephone

*Birth Date (DD/MM/YYYY)

@ E-mail address

Desired language for communication

German English
 French Dutch

My dealer

Name Street

Postal Code/Zip Code City/State/Province

I would like to receive my annual car either in

H0 Gauge or Z Gauge

(Both are not possible – even for an extra charge)

I am interested in 1 Gauge and am receiving the exclusive annual present.

I am particularly interested in

H0 Gauge Z Gauge 1 Gauge Replicas

I receive my Märklin Magazin as a direct subscription from PressUp

Yes, my Subscription No. _____ no

Fields marked with * must be completed.

Date Signature

I am paying my one year membership fee of EUR 79.95/CHF 109.95/\$ 109.00 U.S. Funds (as of 2019):

D AT BE NL

by means of the following direct debit authorization:

I hereby authorize you, subject to revocation, to debit my checking account to pay for the club membership fee

Account No. _____

Bank Code _____

at this bank _____

Name and address of the account holder (if different from the address given above)

*Last Name, First Name (please print)

*Street, Number

*Postal Code

*City/State/Province

CH

By payment order that I receive with the invoice.

All Countries

Bank transfer (after receipt of invoice)

By credit card: Mastercard Visa

Name of the cardholder

Credit card no.

until ____ / _____

If my account cannot cover this amount, the bank is under no obligation to honor it.

Date Signature

Membership Conditions

Register now and become a member. Your personal club year begins with the date of your payment. You will receive all future Club services for 12 months. Retroactive services are no longer possible.

Hand the order form in at your Märklin MHI dealer and then pick up the Club car of the year, catalog and Club models here.

Right of Cancellation

The membership is automatically extended by one year if it is not cancelled in writing by the deadline of 6 weeks before the end of your personal Club year. In the USA the commercial law in effect there applies to right of cancellation.

Subject to change.

Right of Withdrawal:

You can cancel your membership in writing within two weeks without giving a reason. To do this, please contact us at the following address.

Märklin Insider Club – Postfach 9 60 – 73009 Göppingen, Germany.

The deadline begins with the mailing of this application. Mailing in the cancellation promptly will be sufficient to ensure the deadline. I have taken notice of my right of withdrawal.

Data protection notice:

I agree that my data will be stored and may be used by Märklin companies to keep me informed of products, events and other activities. In accordance with Article 28 section 4 of the Federal Data Protection Act I may revoke this agreement at any time.

My data shall be used only for this one Märklin Insider Club transaction and shall not be used for any other contact, marketing or promotional purposes.

You can withdraw your consent at anytime by e-mail at insider-club@maerklin.com or by letter to the club address appearing on the other side of this form, and this withdrawal will be effective in the future.

Date Signature

Your current benefits* at a glance:

All 6 Issues of the Märklin Magazine

The leading magazine for model railroaders! You'll find everything about your hobby here: Detailed information on layout construction, product and other technical information straight from the source, exciting reports on models, tips for forthcoming events, and lots more. The Märklin Magazine subscription price of 33 Euros is included in the club membership dues. Existing subscriptions can be carried over.

The Trix Club News 6 Times a Year

On 24 pages and this six times a year you will find everything about "Your Gauge and Your Club". Behind-the-scene articles and looking over the shoulder of the people in production making your models for an in-depth look at the world of Märklin.

Exclusive Club Models

Club models exclusively developed and produced are available only if you are a club member. A personalized and valuable certificate will be sent directly to you at your home address for all locomotive models after they have been delivered.

Club Car of the Year, free of charge

Look forward to the attraction of Car of the Year only available to club members. Choose between H0 Gauge or Z Gauge. Each model a collectible every year. People interested in 1 Gauge will receive as an option an exclusive present instead of the annual car every year.

Annual Chronicle

Re-live the highlights of the Märklin model railroading year on DVD whenever and as often as you like.

Catalog / New Items Brochures

Club members receive the annual main catalogue free of charge from their retailer. We also send you our new items brochures direct to your home.

Club Card

Your personal club card with a new design every year opens up the world of model railroading as a hobby in a special way for you. Because as a member you are more than our premium customer, you also receive a **bundle of advantages at the over 100 partners currently working with us.**

Among them are the Miniature Wonderland in Hamburg, the Hans-Peter Porsche Dream Works in Anger, or the VGB Railroad Publishing Group. In addition, your personal membership card can be used to order all exclusive products offered in the club. In addition, your personal membership card can be used to order all exclusive club products.

Discounts for attending seminars

Club members benefit from lower prices when they book seminars that we arrange.

Favorable shipping terms from the Online Shop

Club members enjoy favorable shipping terms within Germany from our Online Shop.

Club Trips**

Experience your hobby in a special way and connect model railroading with the prototype. You can talk shop with like-minded people on our club trips through fantastic landscapes and to extraordinary destinations. On top of that, there is a discount on the trip price.

Moreover, club members get discounted entry prices to many shows and events.

**Register right now online at
www.maerklin.de/Clubs. Please
select registration code NH 2019.**

The Club team is available by telephone to members

Monday – Friday from 13:00 PM – 17:00 PM

Mailing Address Märklin Insider-Club, Postfach 9 60,
73009 Göppingen, Germany

Telephone + 49 / (0) 71 61 / 608-213

Fax + 49 / (0) 71 61 / 608-308

E-mail insider-club@maerklin.com

Internet www.maerklin.com

* The services mentioned here refer to 2019. Subject to change.

** Depending on availability.

REPLY
Märklin Insider-Club
Postfach 9 60
73009 Göppingen
Germany

Full Steam Ahead into the World of Märklin – Become an Insider!

Did you already know? At Märklin, there is the exclusive club of all fans of Märklin model trains. An association with many advantages for the club member. You will receive from us exclusive information, benefits, products not available to everyone, and much more. Get information here in detail about the advantages awaiting you and register right now.

Either online at www.maerklin.de/Clubs or fill out the registration form on Page 187 and mail it to us.



Märklin Insider-Club

Postfach 9 60

73009 Göppingen

Germany

Telephone +49 (0) 7161/608-213

Fax +49 (0) 7161/608-308

E-mail insider-club@maerklin.com

Internet www.maerklin.com

The annual membership costs Euro 79.95, CHF 109.95, US \$ 109.00, (as of 2019), including the annual car, an annual chronicle, a year's subscription to the Märklin Magazin, the catalog, Club News, etc.

The Club services* at a glance:

➤ All 6 Issues of the Märklin Magazin

The leading magazine for model railroaders! You will find everything it in about your hobby: extensive instructions about building layouts, product and technical information first hand, exciting reports about the prototype, tips about current events, and much more. The Märklin Magazin subscription price of 33 Euros is included in the club membership dues. Existing Märklin Magazin subscriptions can be carried over.

➤ The Insider Club News 6 Times a Year

You will experience everything about “your brand and your club” in 24 pages and six times a year. Background articles, a look over our shoulders in the production area and the makers of your trains provide deep insight into the world of Märklin.

➤ Exclusive Club Models

Your club membership entitles you to purchase exclusive club models developed and produced for you. A personalized and high quality certificate will be sent directly to your home address after delivery of all locomotive models.

➤ Free Annual Club Car

You can look forward to the attractive annual cars available only for club members, in H0 or Z Gauge. Collect these free models that are different every year. People interested in 1 Gauge will receive as an option an exclusive present instead of the annual car every year.

➤ Annual Chronical

Re-live all of the highlights of the Märklin model railroading year with these DVDs in the comfort of your home.

➤ Catalog / New Items Brochures

Club members receive the annual main catalog free of charge from their dealer. We also send you our new items brochures directly to your home.

➤ Insider Club Card

Your personal club card (it has a new design every year) opens up the world of model railroading to you in a very special way. Because as a

member you are more than our premium customer, you also receive a **bundle of advantages at the over 100 partners currently working with us.** Among them are the Miniature Wonderland in Hamburg, the Hans-Peter Porsche Dream Works in Anger, or the VGB Railroad Publishing Group. In addition, your personal membership card can be used to order all exclusive club products.

➤ Discounts for Seminars

Club members benefit from lower prices when they book seminars offered by us.

➤ Favorable Shipping Terms from the Online Shop

Club members enjoy favorable shipping terms with Germany from our Online Shop.

➤ Club Trips**

Experience your hobby in a special way and connect model railroading with the prototype. You can also talk shop with like-minded people on our club trips through fantastic landscapes and to extraordinary destinations. On top of that, there is a discount on the trip price.

Moreover, club members enjoy discounted ticket prices to many shows and events.



Z Gauge
Annual Car for 2019



H0 Gauge
Annual Car for 2019



* The services mentioned here refer to 2019. Subject to change.
** Depending on availability.

CREATED BY NORDSUEDEU



Register now and get the new club magazine by mail!



THE MÄRKLIN START UP CLUB

You'll get at least 6 magazines a year containing cool adventures, tips, construction manuals, product presentations, comic spreads, contests, puzzles and a lot more!



As a club member you have access to interactive specials and games on the club website. Also, you can chat with other model railroad fans on the club forum.

A lot of surprises and special discounts exclusively for members



Own club membership card

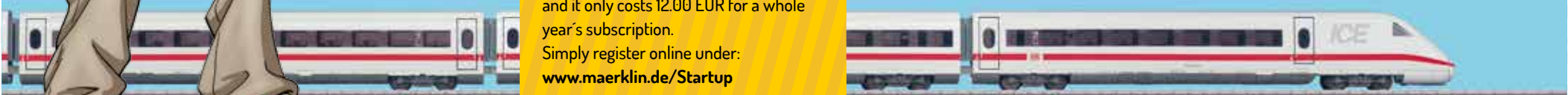













SIMPLY REGISTER ONLINE
Join the Märklin Start up Club now or give someone a gift of the fascination of model railroads. It's worth it to join up – and it only costs 12.00 EUR for a whole year's subscription. Simply register online under: www.maerklin.de/Startup




























Super Club-Website!








IT IS WORTH IT!




-  Metal locomotive frame.
-  Metal frame and mostly metal locomotive body.
-  Locomotive body chiefly made of metal.
-  Metal frame and locomotive body.
-  Metal car frame.
-  Metal car frame and body.
-  Car body chiefly made of metal.
-  Märklin close couplers with pivot point.
-  Märklin close couplers in standard pocket with pivot point.
-  Märklin close couplers in standard pocket with guide mechanism.
-  Built-in interior details.

-  Digital decoder with additional, digitally controlled functions (f1, f2, f3 or f4) when operated with the **6021 Control Unit**. The functions present depend on how the locomotive is equipped. Standard function (function) active during conventional operation.
-  Digital decoder with up to 32 digitally controlled functions. The quantity depends on the controller being used.
-  Digital decoder mfx+ (Märklin World of Operation).
-  DCC decoder.
-  Built-in sound effects circuit.
-  Single headlight at the front.
-  Single headlights that change over with the direction of travel.
-  Dual headlights at the front.
-  Dual headlights front and rear.
-  Dual headlights that change over with the direction of travel.
-  Triple headlights at the front.
-  Triple headlights front and rear.
-  Triple headlights that change over with the direction of the travel.

-  Triple white headlights in front, dual lights at the rear, each change with the direction of travel.
-  Four-light headlights that change over with the direction of travel.
-  One red marker light.
-  Dual red marker lights.
-  Dual headlights and dual red marker lights that change over with the direction of travel.
-  Triple headlights and two red marker lights that change over with the direction of travel.
-  Triple headlights and a red marker light that change over with the direction of travel.
-  Triple headlights and a white marker light that change over with the direction of travel.
-  Built-in interior lighting.
-  Interior lighting can be installed (example: with 7330).
-  Built-in LED interior lighting.
-  LED interior lighting can be installed.


-  Exclusive special models for the Märklin Dealer Initiative – produced in a one-time series. The Märklin Dealer Initiative is an international association of mid-sized toy and model railroad specialty dealers (MHI International). These models are produced in a one-time series only for the Märklin Dealer Initiative (MHI). **5-year warranty** on all MHI products and club products (Märklin Insider and Trix Club) from 2012 on. See Page 192 for warranty terms.
-  Era I (1835 to 1925)
-  Era II (1925 to 1945)
-  Era III (1945 to 1970)
-  Era IV (1970 to 1990)
-  Era V (1990-2006)
-  Era VI (2006 to the present)


Service



"Frequently Asked Questions" – FAQs
 You will find additional practical tips and a lot of information on our website in the service area at:
<http://www.maerklin.de/de/service/kundenservice/haeufig-gestellte-fragen>

Age Information and Warnings

 **WARNING!** Not suitable for children under 3 years. Sharp edges and points required for operation. Danger of choking due to detachable small parts that may be swallowed.

 **For adults only.**

Index to the Item Numbers/Guarantee conditions

Item	Page	Item	Page	Item	Page	Item	Page
18033	28	42081	53	47103	116	74861	142
26615	106	42175	108	47110	114	74871	142
29340	32	42731	112	47115	101	78652	41
29467	51	42743	112	47130	87	80030	184
29652	40	42744	112	47131	87	80329	186
29730	42	42745	137	47219	134	80419	169
29861	50	42746	137	47360	72	81593	166
30110	8	42906	133	47366	131	82132	156
32560	90	42911	117	47434	134	82324	157
36182	86	42922	117	47540	78	82329	158
36184	132	42982	75	47541	78	82334	157
36195	100	43125	65	47542	78	82417	167
36204	138	43165	64	47805	101	82425	163
36206	136	43281	115	47806	122	82435	167
36344	12	43335	65	47808	125	82803	157
36629	121	43385	27	47871	119	86307	148
36638	20	43511	124	48119	184	86308	157
36658	118	43521	124	48169	186	86604	153
36867	52	43724	84	48342	99	86665	161
37108	62	43725	84	48795	130	86667	158
37119	54	43762	137	48796	73	87093	163
37130	120	43845	69	48798	73	87297	164
37214	113	43862	68	48799	73	87507	155
37301	110	43863	68	48833	123	87591	161
37306	98	43864	68	48935	129	88025	156
37313	76	43878	18	48936	122	88167	160
37508	70	43890	77	48937	114	88204	167
37869	96	43894	69	55681	172	88438	164
39150	66	43897	63	56191	182	88564	166
39209	74	43898	63	56298	183	88634	168
39212	64	43899	63	56405	182	88635	168
39214	116	43935	26	56801	175	88850	150
39218	17	44117	36	58006	185	88889	162
39219	16	44217	46	58557	175	88962	148
39320	22	44232	47	58558	174	88985	152
39466	135	44738	44	58724	177	89709	169
39467	109	45026	88	58725	178	89758	169
39468	102	45084	131	58726	179		
39520	92	45664	139	58727	178		
39658	55	45687	139	60041	144		
39677	129	46019	120	60042	144		
39678	126	46029	123	60045	144		
39714	82	46210	60	60906	144		
39849	111	46520	94	60983	144		
39880	58	46913	13	72218	31		
39882	59	46914	13	72219	34		
39954	128	46934	130	72221	37		
39978	56	46936	73	72793	140		
41920	9	46937	98	72886	141		
41988	57	46938	72	72890	141		
42061	53	47099	113	74462	145		
42071	53	47102	115	74466	145		

Märklin MHI Guarantee conditions

When you buy these Märklin MHI products (these products are identified with the pictogram), the firm Gebr. Märklin & Cie. GmbH will also grant you independent of the legal, national warranty rights available to you in regard to your Märklin MHI specialty dealer as your contracting partner or your rights from product liability a manufacturer's warranty of 60 months from the date of purchase under the terms given below. This allows you independent of the location of the purchase the possibility to claim defects or malfunctions directly from the firm of Märklin as the manufacturer of the product. The Märklin manufacturer's warranty only applies to the technology of the models. Visual defects or incomplete products can be claimed within the framework of the warranty obligations of the seller of the product.

Warranty Conditions

This warranty applies to Märklin assortment products and individual parts that are purchased by a Märklin MHI specialty dealer worldwide. Either the warranty form filled out in full by the Märklin MHI specialty dealer or the purchase receipt will serve as proof of purchase. We therefore recommend that this warranty form should be kept safe along with the purchase receipt. This warranty includes as selected by the manufacturer correction of any possible defects at no charge or replacement of defective parts at no charge that can be proven to result from design, manufacturing, or material defects, including service performed that is linked to this situation. Other claims outside of the manufacturer's warranty are excluded. The terms of the warranty do not apply.

Contents of the Warranty / Exclusions

- In the case of malfunctioning of the product due to wear and tear or in the case of parts that wear out in normal use.
- If the installation of certain electronic elements contrary to the manufacturer's specifications was carried out by individuals not authorized to do such installations.
- In the case of use of the product for a purpose other than that specified by the manufacturer.
- If the references and notes from the manufacturer in the operating instructions were not followed.
- Any and all claims arising from the warranty implied or otherwise or replacement for damages are excluded, if other makes of parts not authorized by Märklin have been installed in Märklin products, and have hereby caused malfunctions or damages. The same applies to conversions that were carried out by neither by Märklin nor by repair centers authorized by Märklin. The irrefutable assumption that the aforementioned non-Märklin parts or conversions are the cause for the malfunction or damages works fundamentally in Märklin's favor.
- The warranty period is not extended by repair or replacement of the product covered under warranty. Warranty claims can be submitted directly to the seller or by sending the claimed item/part together with the warranty card or the proof of purchase and a summary of the defects directly to the firm Märklin. In accepting the product for repair, Märklin and the seller assume no liability for data or settings stored on the product by the consumer. Warranty claims sent shipping collect cannot be accepted.

Our address: Gebr. Märklin & Cie. GmbH • Reparatur-Service
Stuttgarter Straße 55 –57 • 73033 Göppingen • Germany
E-mail: service@maerklin.de • Internet: www.maerklin.de





Mark your calendar!

Everything about big and small trains,
Play and fun – 3 days long!

The MEGA family event in Göppingen.
More information at www.maerklin.de



Märklin fulfills the requirements for a quality control management system adhering to the ISO 9001 Standard. This is checked and certified at regular intervals by the test agency TÜV Süd using monitoring tests. You thereby have the assurance that you are purchasing a tested quality product.

Gebr. Märklin & Cie. GmbH
Stuttgarter Straße 55–57
73033 Göppingen
Germany

www.maerklin.de

Service:
Telephone: 650-569-1318
E-mail: digital@marklin.com

We reserve the right to make changes and delivery is not guaranteed. Pricing, data, and measurements may vary. We are not liable for mistakes and printing errors.

Prices are current as of the print date for this catalog – we reserve the right to change prices between years – prices are in effect until the release of the next price list / next catalog.

Some of the images are hand samples, retouched images, and renderings. The regular production models may vary in details from the models shown.

If these edition of the presentation book does not have prices, please ask your authorized dealers for the current price list.



All rights reserved. Copying in whole or part prohibited.
© Copyright by Gebr. Märklin & Cie. GmbH.

Printed in Germany

329763 – 01 2019



Visit us: www.facebook.com/maerklin
Please visit our LGB Facebook page too: www.facebook.com/LGB